



SOLID WASTE DIVISION

SOLID SOLUTIONS

SPRING 2009 • VOL. 18



It's that time again.....

GARAGE SALE!!!

9TH Annual

Whatcom County-Sponsored
Earth Day Garage Sale
Saturday &/or Sunday
April 25 & 26, 9 am to 4 pm




Winter's over. Time to launch into your spring cleaning mode and clear out those closets and garage. With the help of Whatcom County's free signs and advertising, what have you got to lose?

Get together with your friends and neighbors and host your own Earth Day Garage Sale.

For details, see registration form on page 3.
Completed forms must be mailed or faxed to
Whatcom County Solid Waste by Monday, April 13.

Electronics Recycling Facts



◆ Did you know that processing used electronics for reuse creates 100 times more jobs per ton than landfilling electronics as trash? Recycling them creates 10 times more jobs per ton.

◆ Did you know that there are currently more than 200 million cell phones in use in the United States? Another 500 million cell phones which are no longer in use have not been disposed of yet.

◆ Did you know that Whatcom County now offers free recycling for certain electronic items? Go to Page 5 of this newsletter to learn more about Washington's new E-Cycle Program.





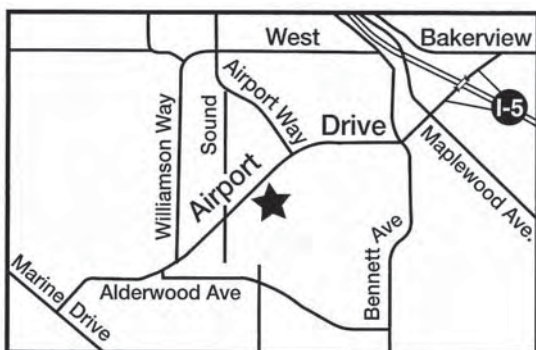
WE ACCEPT:

- Used oil and fuels
- Oil-based paint & paint products
- Good usable latex paint
- Fluorescent lamps
- Cleaners
- Lawn & garden chemicals
- Solvents
- Automotive products
- Mercury thermometers



WE DO NOT ACCEPT: Unusable latex paint, electronics, asbestos, ammunition, radioactive waste, bio-medical waste, empty containers, explosives, and unapproved business waste

Residents: Free (55 gallons or less).
 Businesses: Call first for authorization & pricing.



3505 Airport Drive, Bellingham
(one block west of the airport entrance)
Open Monday-Friday & first Saturday of
each month, 9 am – 4 pm
Call (360) 380-4640 for details



Clean Green Yard Waste Site Now Open!

As of Saturday, March 7th, the site is open each weekend until the end of November, for local county residents only, not businesses.

Open Saturday & Sunday
8:30 am to 4:00 pm
\$2 per load, cash only

The site accepts grass, weeds, and small branches. No rocks, soil, or rootballs.

For more information, call 778-7700.

SSC Expands the List of Plastics Accepted for Drop-off



Plastic items that aren't accepted for curbside recycling are one of the toughest things to dispose of responsibly. Fortunately, SSC has expanded the list of plastics they recycle at their drop-off facility to include most types of plastic containers, packaging, and film plastics. This now includes:

- ◆ "Clamshell" and deli food containers
- ◆ Plastic plant pots
- ◆ Plastic bags, sheeting, tarps, and bubblewrap
- ◆ Many others!

For the full list of accepted plastics, call (360)734-3490 or visit www.ssc-inc.com. Drop items off at: 1001 Roeder Avenue, Bellingham
 Hours: Monday - Friday 8AM - 5PM

Please note: Drop-off fees apply!

THE SOLID WASTE DIVISION'S UPDATED WEBSITE IS NOW ONLINE!



It's easy to navigate!

Just start at Whatcom County's website at www.co.whatcom.wa.us

Then, click on the Solid Waste tab listed below Environment and Water Resources.

Environment and Water Resources...

[Conservation](#), [Drinking Water](#), [Solid Waste](#), [Lake Whatcom](#), [Composting](#), [Recycling](#)



Now you're there! Choose a topic from the sidebar...

...or from the site map on the main page! Interested in recycling? Click the Recycling and Waste tab.

Site Map - by Subject

SolidWasteHome

- [Solid Waste Home](#)
- [Recycling and Waste](#)
- [Waste Reduction](#)
- [Yard Waste and Care](#)
- [Hazardous Waste](#)
- [Events/Education](#)
- [More Information](#)
- [Construction Waste](#)
- [Electronics](#)
- [Events/Education](#)
- [More Information](#)



Curbside Pickup

Curbside garbage and recycling service in Whatcom County are handled by four private companies, each one dealing with a different region of the County.

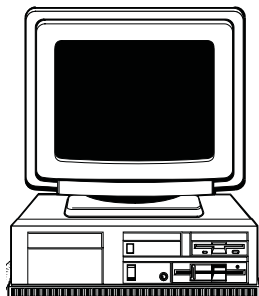
To find out which company serves your area, check the maps of the different service regions [here](#).

Choose one of the subtopics in the sidebar for more information.



E-Cycle Washington's Free Electronics Takeback

The rules have changed for disposal of electronic waste in Washington State. Starting January 1, 2009, the Department of Ecology introduced the E-Cycle Washington program, which requires electronics manufacturers to pay for recycling of some of the items they produce.



As of January 1, 2009, the following electronics are accepted free of charge:


- Television sets**
- Computers**
- Monitors**
- Laptop computers**

Please note that fees may still apply for other electronic items and peripherals, such as computer mice and keyboards. Fees may also apply for curbside pick-up, as this is a premium service offered by haulers. To find out more about which locations and recycling services in your area accept electronics for recycling, visit the E-Cycle Washington website at www.1800recycle.wa.gov or call 1-800-RECYCLE.

Safe recycling of electronic items is important because many contain toxic heavy metals. Electronics also contain useful raw materials that can be extracted and reused even if the item is no longer functioning. By requiring manufacturers to take financial responsibility for the disposal of the electronic items they produce, it helps create an incentive for the development of less toxic and wasteful electronic devices!


The following sites in Whatcom County take computers, monitors and TVs FREE of charge from households, small businesses, charities, schools and small governments:

Goodwill Bellingham Store	1115 East Sunset Drive	752-2080
Safe and Easy Recycling	2001 Iowa Street, Suite F	715-3279
Salvation Army Bellingham	1515 Birchwood	733-1350
Recycling & Disposal Services	4916 LaBounty Dr	384-8011
Salvation Army Lynden	317 Front St	354-2860



Need some ideas for reusing and recycling CD jewel cases?

Although you can't recycle CD jewel cases with your other plastics, you have options:



- Visit www.GreenDisk.com to learn how to recycle "technotrash" for a small fee.
- Mail cases by pre-paid ground shipping to Plastic Recycling Incorporated, 2015 South Pennsylvania, Indianapolis, IN 46225. Call them at 317-780-6100.
- Try listing your used cases online on Craigslist or your local Freecycle network. Local bands can use them to produce CDs; offices can store burned disks.
- There are a lot of great crafts you can do with old CD cases! Desktop calendars, photo frames, and books are popular projects. Search online for inspiration.



Whatcom County Litter Facts



2008 Litter Statistics*

3,433 hours spent by litter clean-up crews last year

370 miles of Whatcom County road covered by litter crews

47,445 pounds of litter recovered from County roads

1998-2008 Litter Statistics*

27,210 hours spent by litter clean-up crews over the last ten years

5,115 miles of Whatcom County road traveled by litter crews since the start of Adopt-a-Road

862,352 pounds of litter removed from our community!

Litter Fines

\$\$\$\$\$

\$50- Cigarette butt

\$216- Throwing or depositing litter on highway

\$216- Spilling or failure to secure load

\$1025- Lit cigarette

\$1000+ and jail time- Illegal dumping

Up to \$5000 and jail time- Failure to secure load causing bodily harm to another

*Clean-up of roadside litter and illegal dumping sites is performed by the Juvenile Litter Crew and Adopt-a-Road volunteer crews.

Whatcom County's Adopt-a-Road Program

Joining Whatcom County's Adopt-a-Road program is a great way to have a positive impact on your community. Groups of volunteers regularly clean up litter along the County's roadways and ditches. Families, employee groups, scout troops, neighborhoods, service organizations, and individuals are all encouraged to join.

Besides being ugly to look at, litter can clog waterways, choke wildlife, poison the soil and groundwater, endanger traffic, and attract vermin. Cleaning up litter makes for a safer, healthier and more beautiful community.

Whatcom County will provide all the equipment you need. Joining the program may even entitle your group to a roadside sign naming it as the sponsor of that road.

For more information on this worthwhile community service project, call Whatcom County Solid Waste at **676-7695** and help make your neighborhood a better place to live.



Litter and it will hurt.

Report violators

866-LITTER-1

Order Free Brochures!

Check Up to Five Requests Per Household

Your Name _____

Address _____

City/Zip _____

WASTE REDUCTION & RECYCLING

- Whatcom Recycles*
- Reuse It!*
- Junk Mail*
- Construction Reuse and Recycling*
- Apartment Recycling*

HOUSEHOLD HAZARDOUS WASTE

- Disposal of Toxics*
- Auto Waste*
- Reducing Exposure to Lead
- Brush Up On Paint*
- Safer Cleaning Products
- Mercury*

GARDENING INFORMATION

- A Leaflet on Easy Composting*
- Compost Bin Plans – Low Cost*
- Compost Bin Plans – Worm Bin*
- Easy Lawn Mowing: Don't Bag It*

To learn about insect pests and other gardening information, please contact the WSU Whatcom County Extension Office at 676-6736, or web-site:

Mail your requests to:

Whatcom County Public Works
Solid Waste Division
322 N. Commercial, Suite 220
Bellingham, WA 98225
or Fax it to: (360) 738-4561

*** Look for these handouts on-line at: www.co.whatcom.wa.us**



Andy Otter's Kid's Page

Make Seed-Starting Pots from Newspaper

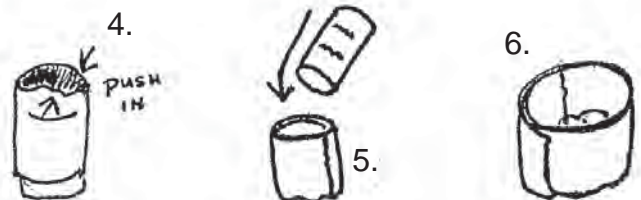
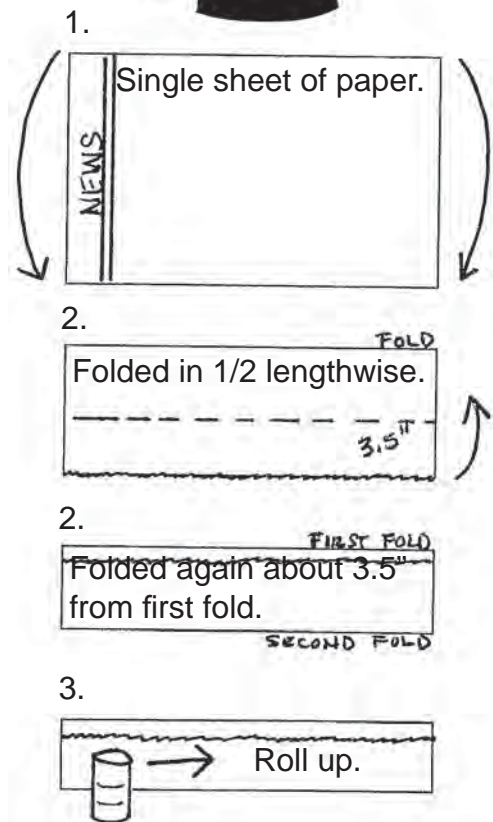
This is an easy-to-do spring gardening project. Use recycled newspapers to make simple pots for starting seeds. Plant pot and all into garden or larger container.

Materials and Tools

Black and white newspaper
Empty tomato paste can or small jelly jar
Potting Soil

Directions for each pot:

1. Open a single sheet of newspaper so that it lies flat.
2. Fold in half lengthwise, then fold lengthwise again about 3 ½" from first fold. You now have a long, narrow strip of folded paper.
3. Start at one short end and roll the newspaper around the can. Part of the newspaper should overlap the open end of the can and the bottom end of the can should remain uncovered.
4. Stuff the ends of the overlapping paper into the open end of the can and then carefully pull the can out of the newspaper pocket.
5. Push the bottom of the can down into the newspaper cup, squashing the folded bottom to flatten. This step will be the bottom of the pot and once filled with soil it will be secure.
6. Pull the can out and you have a finished paper pot. Place several side by side in a box so that they'll support each other and prevent the sides from collapsing.
7. Fill with soil and plant your seeds. When the plants have two sets of leaves, plant the pot into the ground. The paper will break down quickly once in the soil.





Important Dates for Spring

- ◆ **Clean Green Yard Waste Site Open**
Saturday, March 7th, 8:30 to 4:00
- ◆ **Whatcom County Earth Day Garage Sale**
Saturday & Sunday, April 25 & 26
Application Deadline – April 13

See inside for details!



**Whatcom County
Public Works
Solid Waste Division**

Whatcom County Executive:
Pete Kremen

Editor:
Penni Lempere, Whatcom County

Contributors:
Debbie Bailey, Whatcom County
Emily Kubiak, Whatcom County

For more information, call Whatcom County Solid Waste Division at 676-7695 or the Recycling Hotline at 676-5723

An official publication of Whatcom County Government



IN THIS ISSUE:

Earth Day Garage Sale – page 1

Plastic Recycling – page 2

New Solid Waste Website – page 4

Electronics Takeback – Page 5

Adopt-a-Road – Page 6

Andy Otter Kids Page – page 7

An official publication of Whatcom County Public Works Solid Waste Division
www.co.whatcom.wa.us

**RESIDENTIAL CUSTOMER
ECRWSS**

PRSRST STD
U.S. POSTAGE
PAID
LYNDEN, WA
PERMIT NO. 20

**Whatcom County
Public Works
Solid Waste Division**
322 North Commercial, #220
Bellingham, WA 98225

