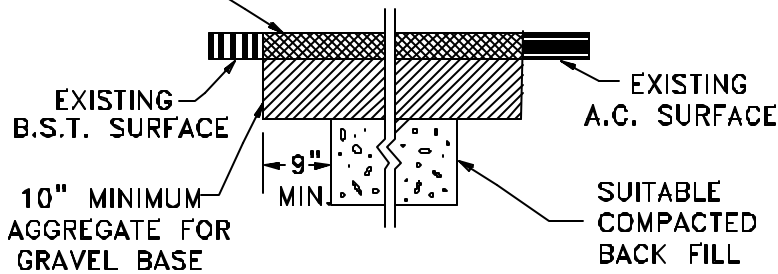
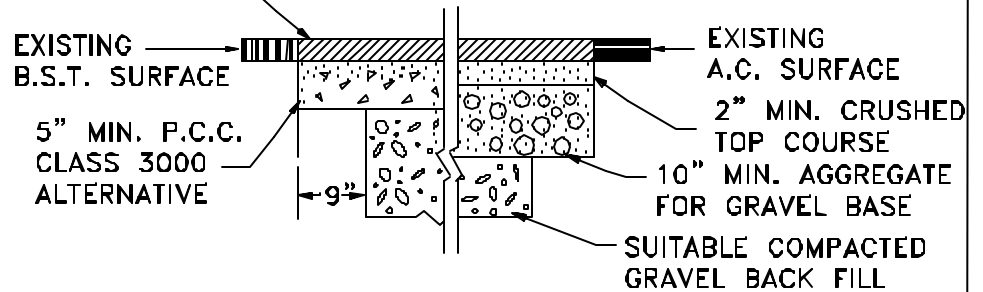


CLASS 'B' A.C. TOP LIFT TO THICKNESS OF EXISTING SURFACING WITH A 2" MINIMUM OVER 7" A.T.B. OR 5" P.C.C. CLASS 3000 MINIMUM

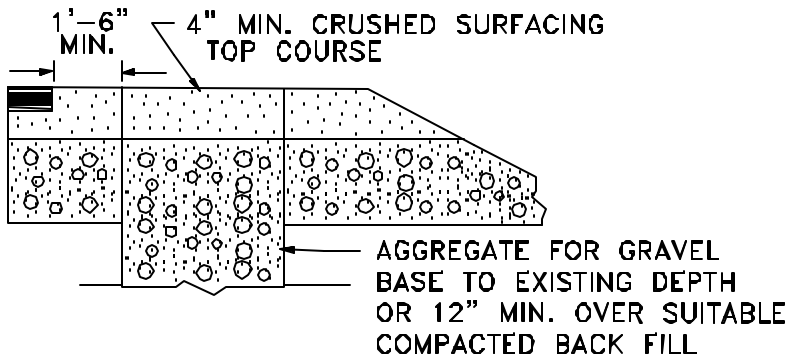


ARTERIALS & COLLECTORS
PERMANENT TRENCH REPAIR
FLEXIBLE PAVEMENT AREA

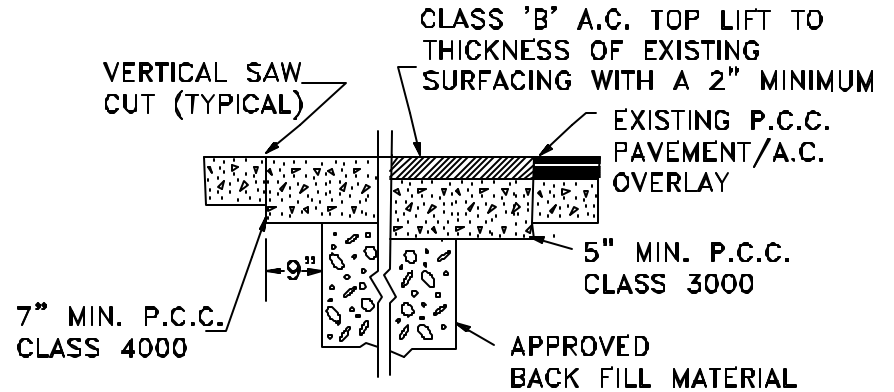
CLASS 'B' A.C. TOP LIFT TO THICKNESS OF EXISTING SURFACING WITH A 2" MINIMUM



ACCESS STREETS/ROADS
PERMANENT TRENCH REPAIR - FLEXIBLE PAVEMENT AREA



TRENCH REPAIR - GRAVEL SHOULDER AREA



PERMANENT TRENCH REPAIR - RIGID PAVEMENT AREA

NOTE:

Width of trench equals inside diameter of pipe plus 18 inches for pipe up to 24 inch diameter pipes and inside diameter pipes plus 30 inches for 24 inch diameter or larger pipes. Minimum trench width is 24 inches.

DRAWING 512.E-3
TRENCH REPAIR DETAIL
WHATCOM COUNTY DEPARTMENT OF PUBLIC WORKS