

Permit Activity, December 09

WHATCOM COUNTY PLANNING & DEVELOPMENT
2009 December



CURRENT MONTH		
SINGLE FAMILY RESIDENCES	ISSUED	VALUATION
NEW - RESIDENTIAL	4	1,189,778
NEW - DUPLEX		
ADDITION/REMODEL	9	325,535
CONVERT TO LIVING		
DEMOLITION (SINGLE FAMILY)	1	4,500
MOVE TO SITE		
REPLACE/REPAIR	2	224,850
RE-ROOF / SIDE ONLY		
TOTAL	16	\$1,744,663.00

MOBILE HOMES	ISSUED	VALUATION
NEW - MOBILE HOME		
ADDITION TO MOB		
CONVERT TO STORAGE		
REPLACEMENT	1	15,551
TEMP MOBILE		
TOTAL	1	\$15,551.00

DETACHED BUILDINGS	ISSUED	VALUATION
NEW - AG BARN / STORAGE	2	104,640
NEW - GARAGE	5	60,525
NEW - OTHER TYPE BLDG		
NEW - OTHER TYPE STRUCTURES		
NEW - STORAGE	3	50,400
ADDITION / REMODEL	2	55,907
CONVERT TO OTHER		
DEMOLITION (DETACHED)	2	23,000
MOVE TO SITE		
REPLACE / REPAIR	2	59,452
RE-ROOF ONLY		
TOTAL	16	\$353,924.00

COMMERCIAL	ISSUED	VALUATION
NEW - 3 - 4 UNIT APARTMENTS		
NEW - 5 + UNIT APARTMENTS		
NEW - AIRPORT FACILITIES		
NEW - AMUSEMENT, SOCIAL, REC		
NEW - CHURCHES & OTH RELIGIOUS		
NEW - FIRE STATIONS / MEDIC ONE		
NEW - HOSPITALS / INSTITUTIONAL		
NEW - HOTEL / MOTEL / TOUR. CAB		
NEW - INDUSTRIAL	1	171,624
NEW - MIXED USE		
NEW - OFFICE, BANKS, PROF	1	544,071
NEW - OTHER PORTABLES		
NEW - OTHER TYPE BLDGS	3	491,747
NEW - OTHER TYPE STRUCTURES		
NEW - PORTABLE CLASSROOM		
NEW - PUBLIC WORKS & UTILITY		
NEW - SCHOOLS & OTHER ED		
NEW - STORAGE BLDGS	1	451,332
NEW - STORES & CUSTOMER SERV	1	52,580
NEW - WAREHOUSE		
ADDITION / REMODEL	3	112,879
CHANGE OF USE / TEN IMPROV / OCC	1	47,640
CONVERT		
DEMOLITION (COMMERCIAL)	2	13,600
MOVE TO SITE		
REPLACE / REPAIR	1	40,000
RE-ROOF ONLY	1	8,000
TOTAL	15	\$1,933,473.08

MONTHLY TOTAL	
ISSUED	VALUATION
48	\$4,047,611.08

YEAR TO DATE	
ISSUED	VALUATION
198	41,852,779
150	9,080,845
6	467,217
18	101,300
21	806,348
4	58,687
397	\$52,367,175.90

MOB	ISSUED	VALUATION
	33	1,245,441
	24	1,072,030
	1	47,740
	58	\$2,365,211.00

DET	ISSUED	VALUATION
	55	2,359,247
	79	2,187,989
	16	674,153
	18	299,430
	24	635,280
	16	254,333
	1	10,000
	17	635,450
	2	15,650
	12	263,267
	240	\$7,334,799.28

COM	ISSUED	VALUATION
	1	155,043
	1	569,360
	1	24,420
	1	79,200
	11	22,463,023
	2	15,604,488
	7	2,679,312
	12	3,926,919
	47	4,600,099
	1	120,000
	1	20,000
	1	238,000
	12	3,209,552
	1	52,580
	5	6,985,786
	23	1,329,250
	11	2,736,631
	1	3,000
	6	118,296
	1	3,550
	12	241,088
	2	38,000
	160	\$65,197,597.97

YEARLY TOTAL	
ISSUED	VALUATION
855	\$127,264,784.15



YEAR TO DATE

**BLDG PERMITS
 VALUATION**

in thousands

JAN - DEC

Comparing
 2008 to 2009

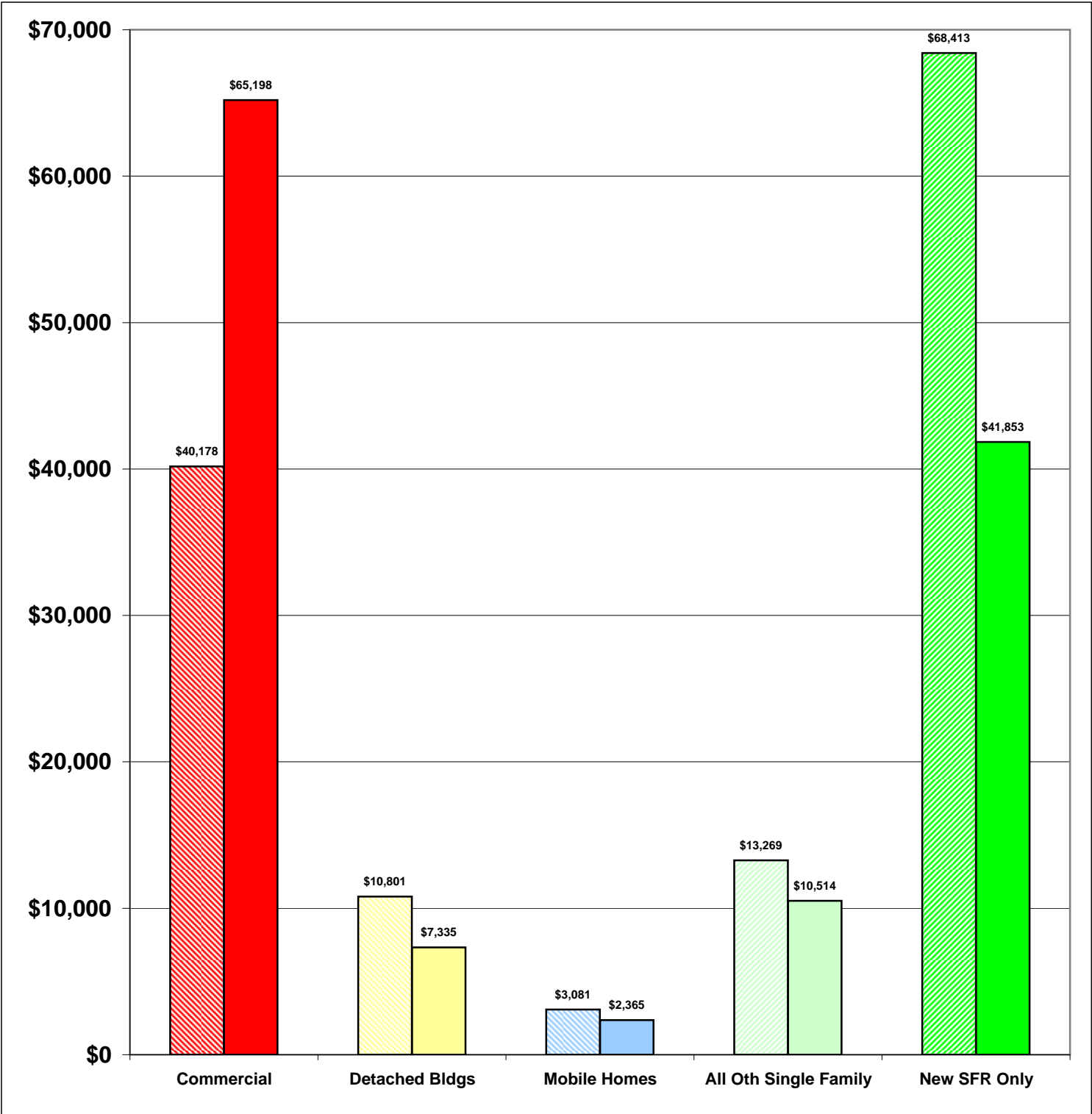
2008 \$135,742
2009 \$127,265

-6%

Total Increase

Stripe = 08 Solid = 09

Year to Date Valuation Report
 December-09





**BLDG PERMITS
 ISSUED**

December

**Comparing
 2008 to 2009**

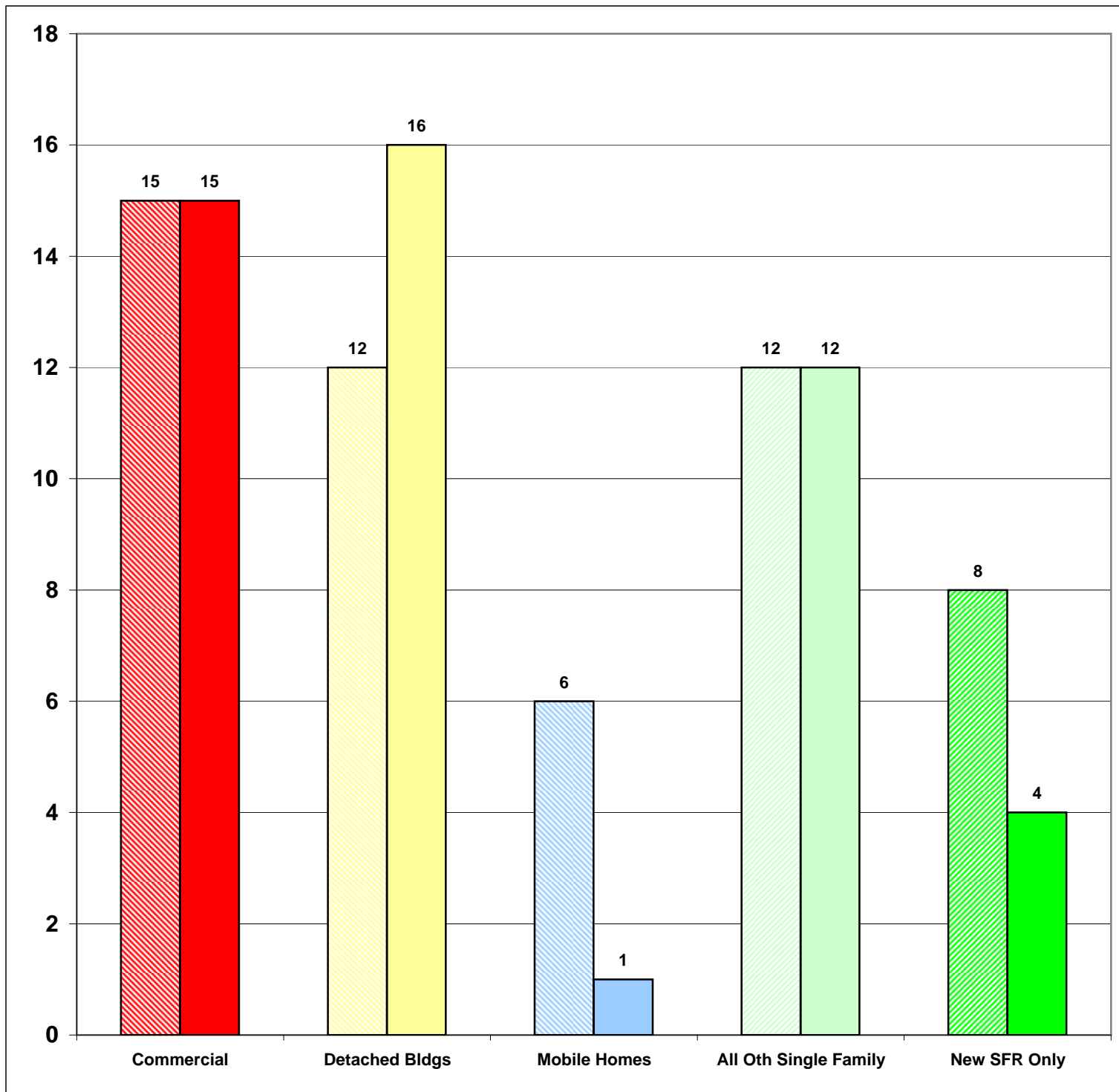
Dec-08 53

Dec-09 48

-9%

Total Increase

Stripe = 08 Solid = 09



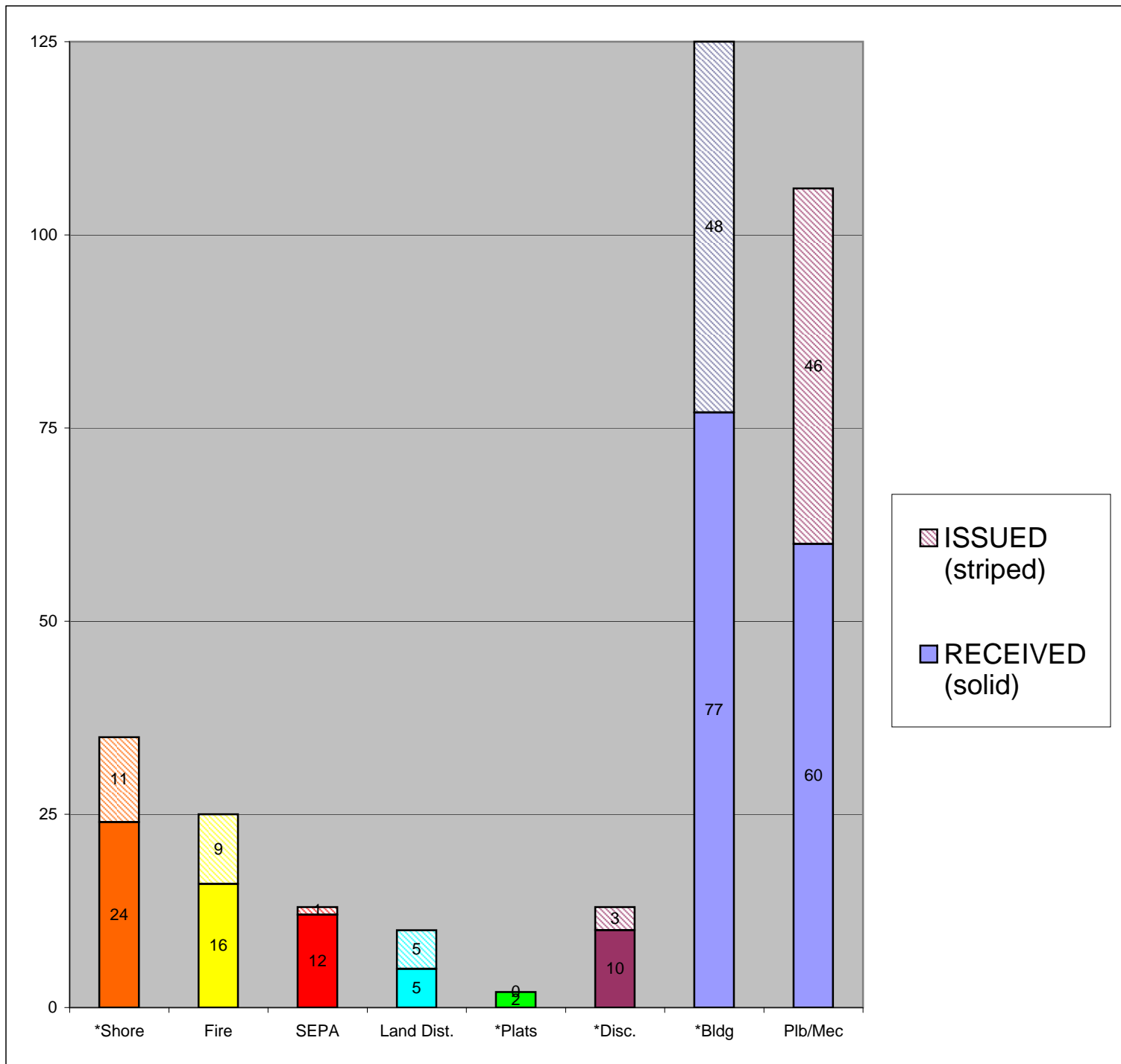


**CASES
RECEIVED
and
ISSUED**

December

Stripe = Issued
Solid = Received

Monthly Permit Report
December-09





YEAR TO DATE

**BLDG PERMITS
 ISSUED**

JAN - DEC

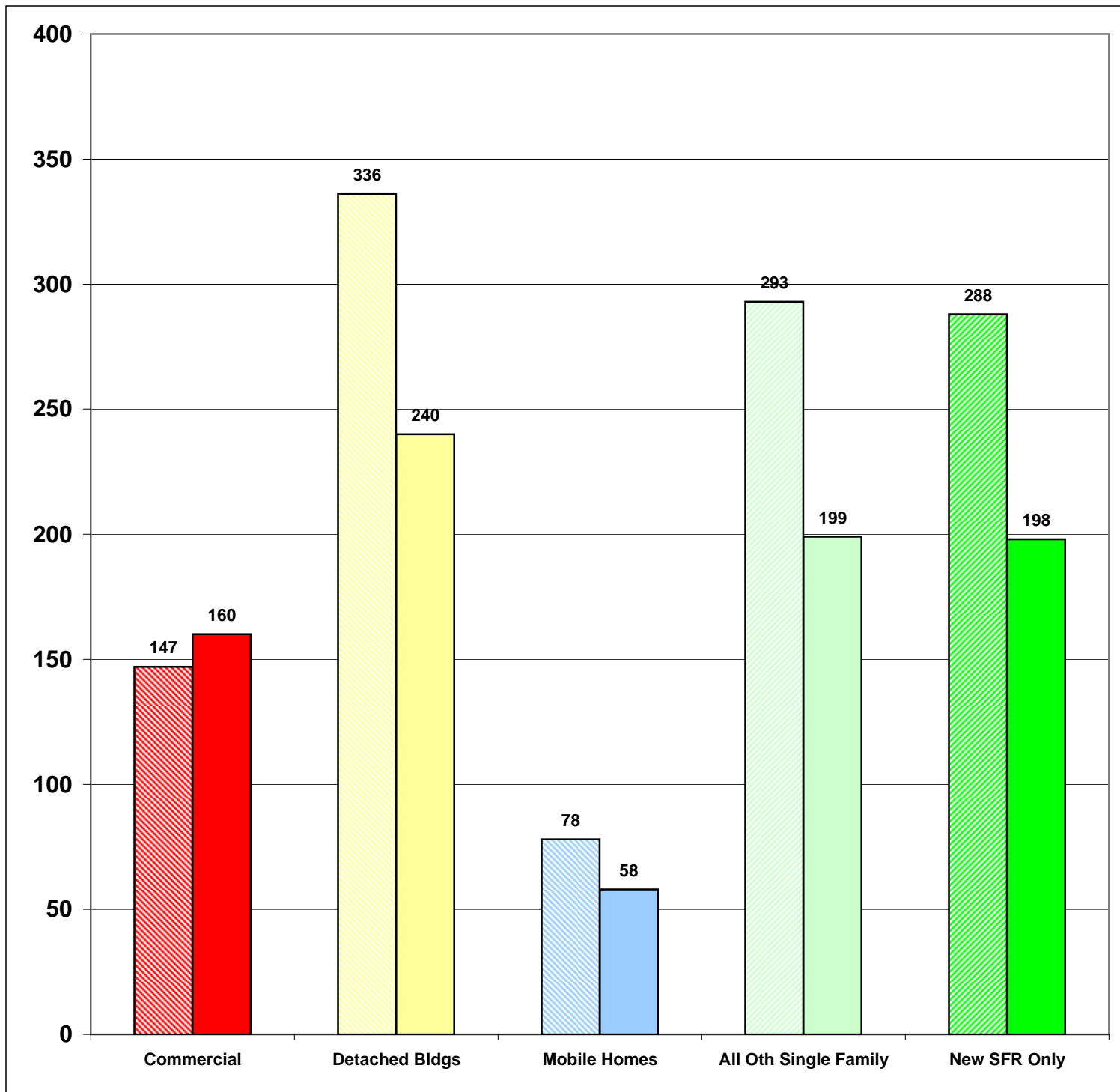
**Comparing
 2008 to 2009**

**2008 1142
 2009 855**

**-25%
 Total Increase**

Stripe = 08 Solid = 09

Year to Date Report
 December-09





YEAR TO DATE

**BLDG PERMITS
APPLIED FOR**

JAN - DEC

**Comparing
2008 to 2009**

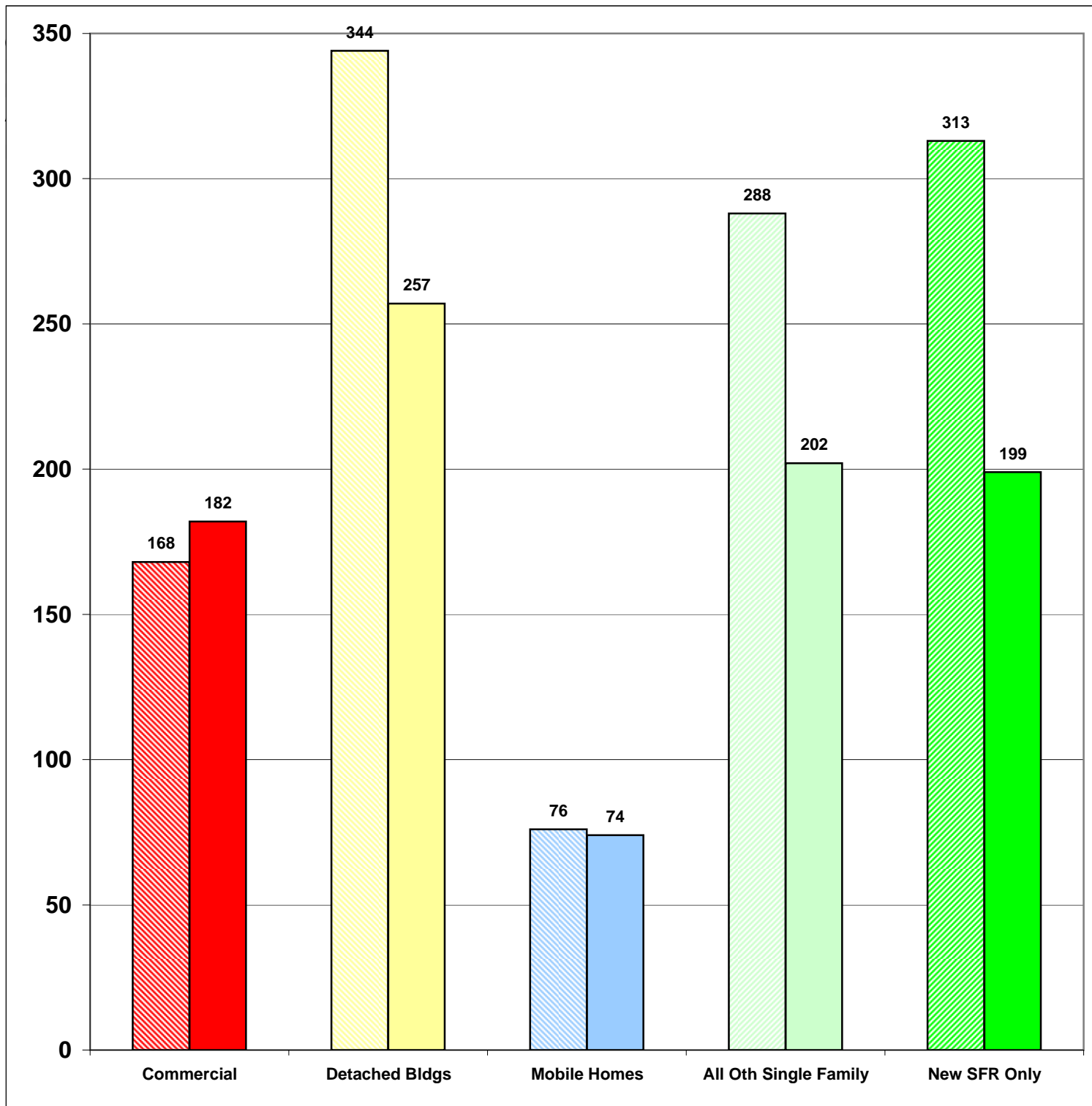
**2008 1189
2009 914**

-23%

Total Increase

Stripe = 08 Solid = 09

**Year to Date Report
December-09**



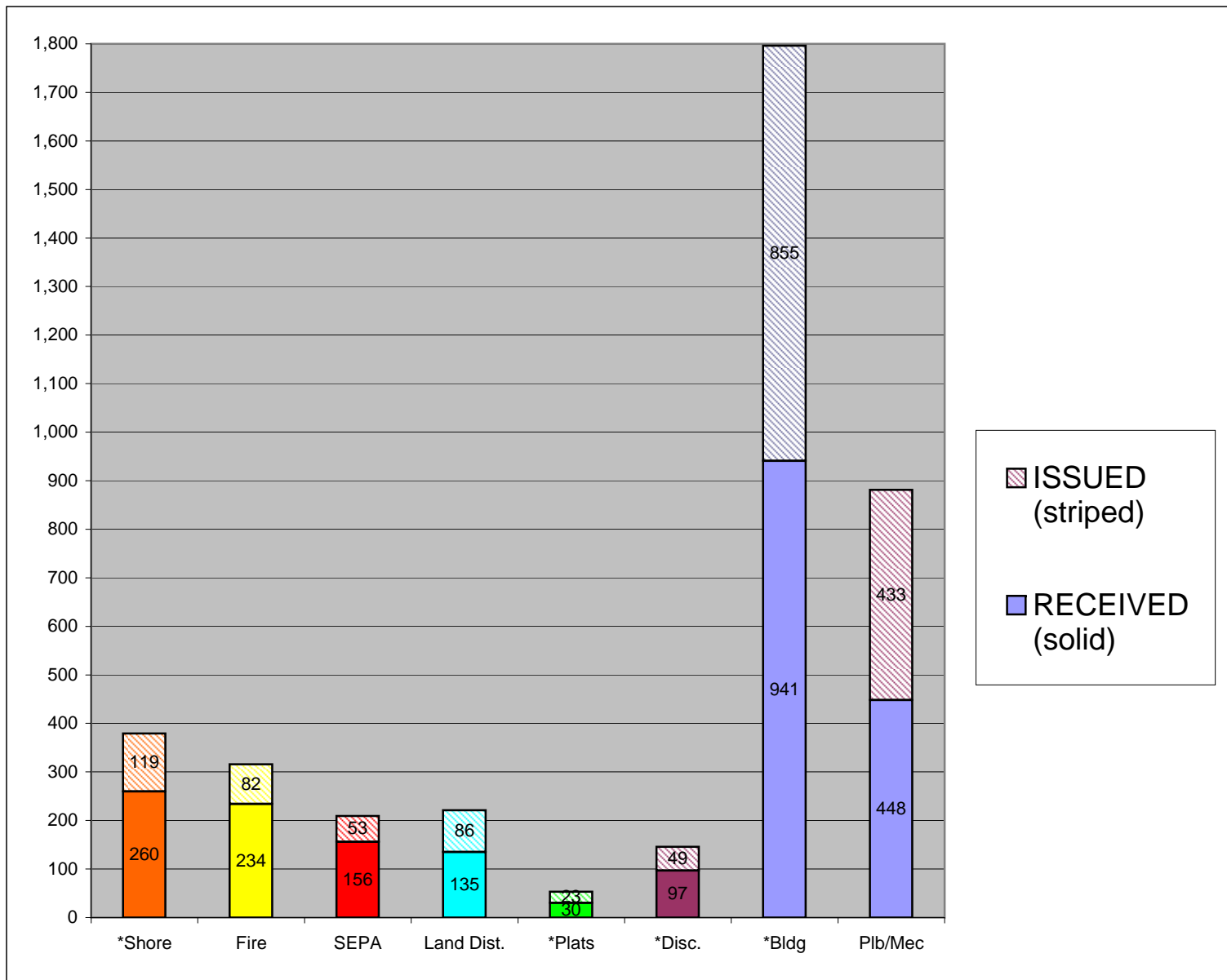


YEAR TO DATE

CASES

**RECEIVED
and
ISSUED**

JAN - DEC



Stripe = Issued
Solid = Received

- *Shore = SHC, SHR, SHV, SHX
- *Plats = LSS, SSS, BSP, PUD, MDP
- *Disc = ADM, APL, CUP, NON, VAR
- *Bldg = COM, DET, MOB, SFR