

Permit Activity, May 08

WHATCOM COUNTY PLANNING & DEVELOPMENT 2008 MAY



CURRENT MONTH		
SINGLE FAMILY RESIDENCES	ISSUED	VALUATION
NEW - RESIDENTIAL	48	11,728,120
NEW - DUPLEX		
ADDITION/REMODEL	27	1,499,409
CONVERT TO LIVING		
DEMOLITION (SINGLE FAMILY)	5	56,500
MOVE TO SITE		
REPLACE/REPAIR	6	147,432
RE-ROOF / SIDE ONLY		
TOTAL	86	\$13,431,461.00

MOBILE HOMES	ISSUED	VALUATION
NEW - MOBILE HOME	3	73,745
ADDITION TO MOB		
CONVERT TO STORAGE		
REPLACEMENT	5	173,881
TEMP MOBILE		
TOTAL	8	\$247,626.00

DETACHED BUILDINGS	ISSUED	VALUATION
NEW - AG BARN / STORAGE	7	708,640
NEW - GARAGE	19	545,264
NEW - OTHER TYPE BLDG	1	5,595
NEW - OTHER TYPE STRUCTURES	5	66,070
NEW - STORAGE	4	72,720
ADDITION / REMODEL	1	16,200
CONVERT TO OTHER	1	4,000
DEMOLITION (DETACHED)		
MOVE TO SITE		
REPLACE / REPAIR		
RE-ROOF ONLY		
TOTAL	38	\$1,418,489.00

COMMERCIAL	ISSUED	VALUATION
NEW - 3 - 4 UNIT APARTMENTS		
NEW - 5 + UNIT APARTMENTS		
NEW - AIRPORT FACILITIES		
NEW - AMUSEMENT, SOCIAL, REC		
NEW - CHURCHES & OTH RELIGIOUS		
NEW - FIRE STATIONS / MEDIC ONE		
NEW - HOSPITALS / INSTITUTIONAL		
NEW - HOTEL / MOTEL / TOUR. CAB		
NEW - INDUSTRIAL	1	312,000
NEW - MIXED USE		
NEW - OFFICE, BANKS, PROF		
NEW - OTHER PORTABLES		
NEW - OTHER TYPE BLDGS		
NEW - OTHER TYPE STRUCTURES	4	6,671,500
NEW - PORTABLE CLASSROOM		
NEW - PUBLIC WORKS & UTILITY	1	150,000
NEW - SCHOOLS & OTHER ED		
NEW - STORAGE BLDGS		
NEW - STORES & CUSTOMER SERV		
NEW - WAREHOUSE		
ADDITION / REMODEL	2	67,620
CHANGE OF USE / TEN IMPROV / OCC	2	35,000
CONVERT		
DEMOLITION (COMMERCIAL)		
MOVE TO SITE		
REPLACE / REPAIR		
RE-ROOF ONLY		
TOTAL	10	\$7,236,120.00

MONTHLY TOTAL	
ISSUED	VALUATION
142	\$22,333,696.00

YEAR TO DATE	
ISSUED	VALUATION
128	30,380,401
86	4,665,772
1	-
17	140,915
1	3,000
21	496,814
5	59,428
259	\$35,746,330.00

MOB	ISSUED	VALUATION
	20	832,582
	17	592,573
	37	\$1,425,155.00

DET	ISSUED	VALUATION
	30	2,518,410
	60	1,505,037
	4	33,652
	11	174,094
	12	244,860
	8	199,456
	2	8,800
	5	25,250
	8	101,332
	140	\$4,810,891.00

COM	ISSUED	VALUATION
	1	832,216
	1	15,000
	2	372,000
	1	120,000
	1	53,902
	2	1,050,000
	23	8,177,619
	1	150,000
	1	48,231
	1	11,189
	1	1,676,989
	6	4,527,225
	6	163,000
	1	15,000
	2	100,000
	2	120,500
	3	192,000
	55	\$17,624,871.00

YEARLY TOTAL	
ISSUED	VALUATION
491	\$59,607,247.00



YEAR TO DATE

**BLDG PERMITS
 VALUATION**

in thousands

MAY

**Comparing
 2007 to 2008**

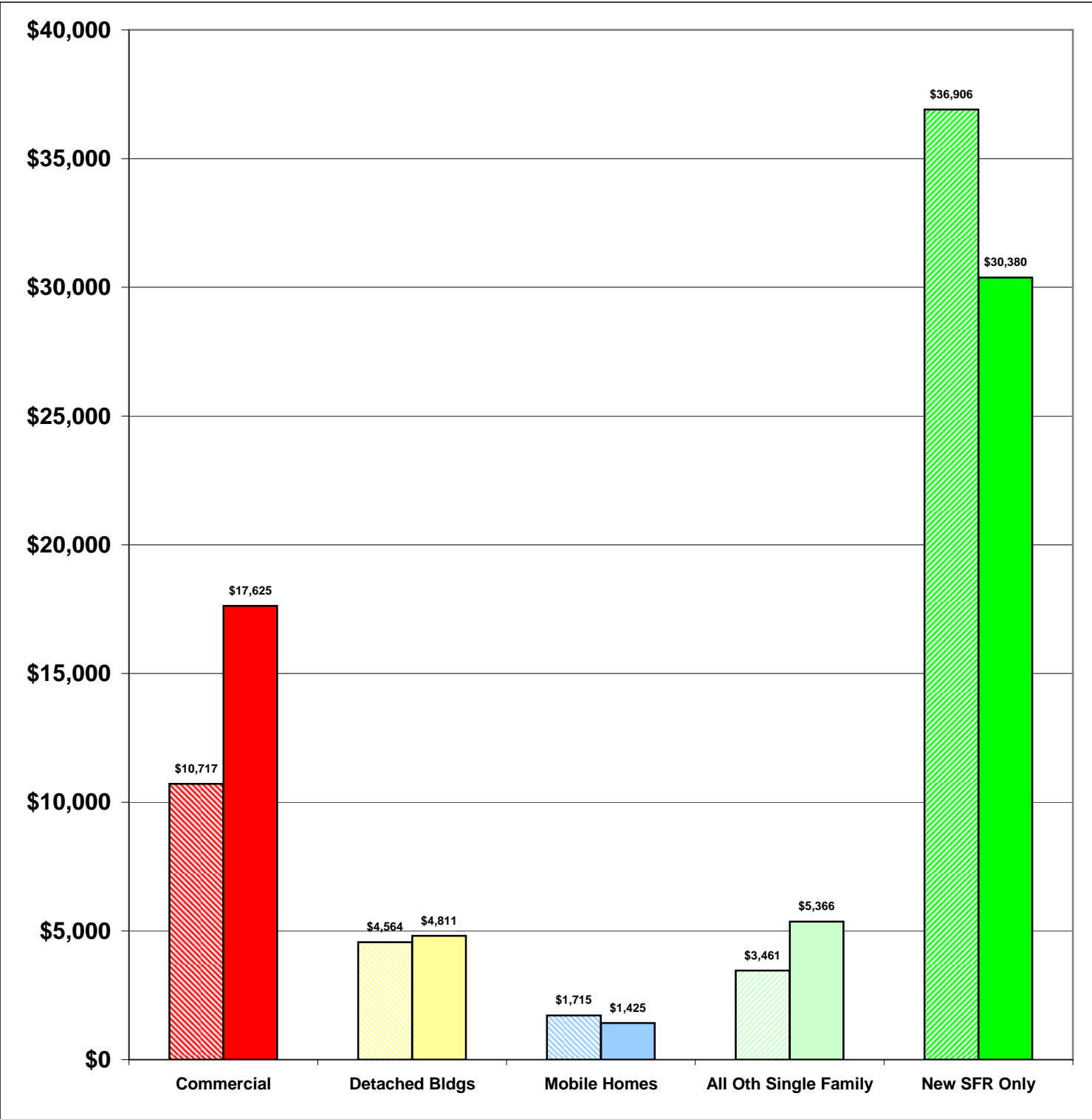
**2007 \$57,363
 2008 \$59,607**

4%

Total Increase

Stripe = 07 Solid = 08

Year to Date Valuation Report
 May-08





BLDG PERMITS ISSUED

MAY

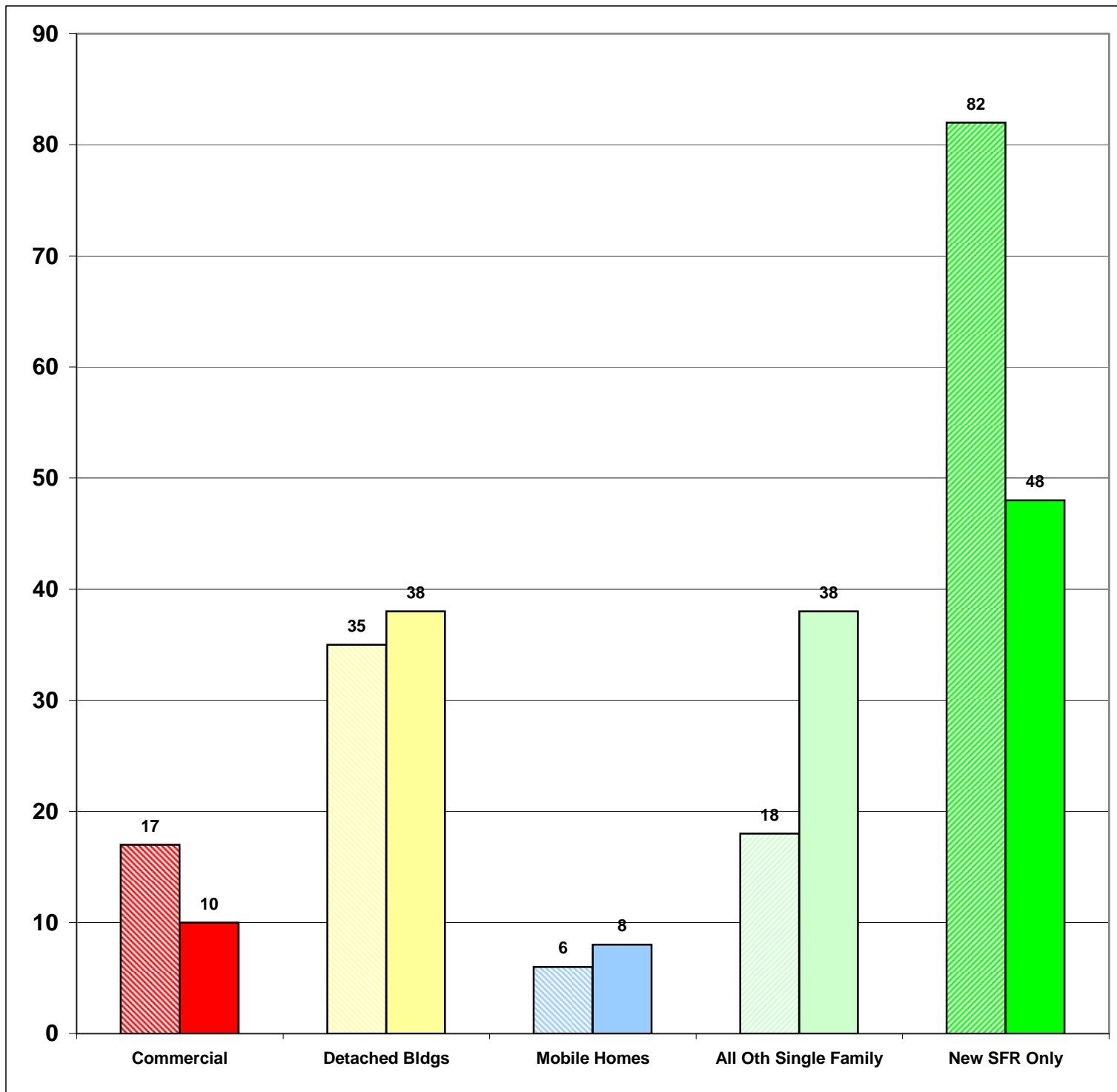
Comparing
2007 to 2008

May-07 158
May-08 142

-10%
Total Increase

Stripe = 07 Solid = 08

Monthly Report
May-08



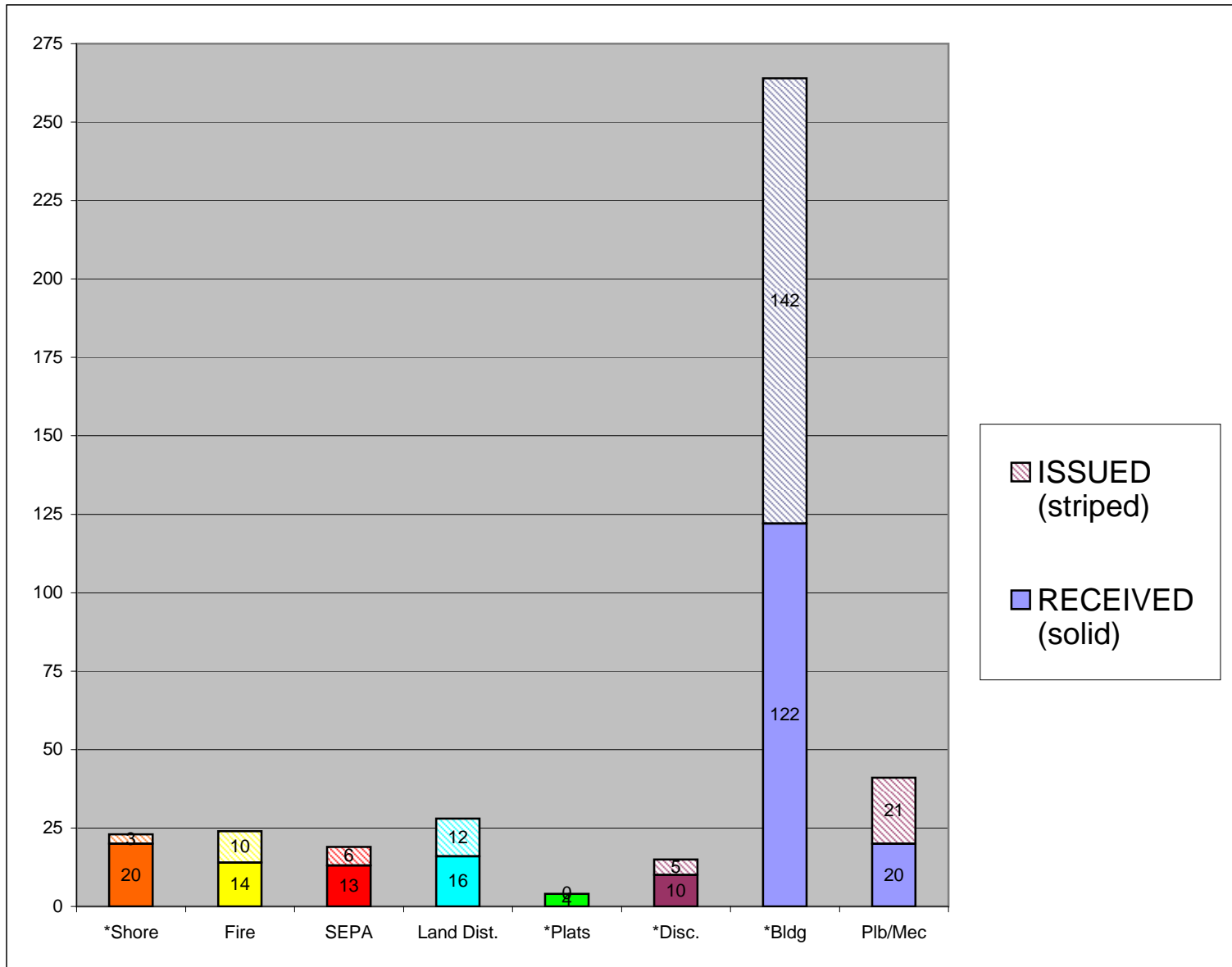


**CASES
 RECEIVED
 and
 ISSUED**

MAY

Stripe = Issued
Solid = Received

Monthly Permit Report
 May-08



*Shore = SHC, SHR, SHV, SHX
 *Plats = LSS, SSS, BSP, PUD, MDP
 *Disc = ADM, APL, CUP, NON, VAR
 *Bldg = COM, DET, MOB, SFR



YEAR TO DATE

**BLDG PERMITS
ISSUED**

JAN - MAY

**Comparing
2007 to 2008**

2007 580

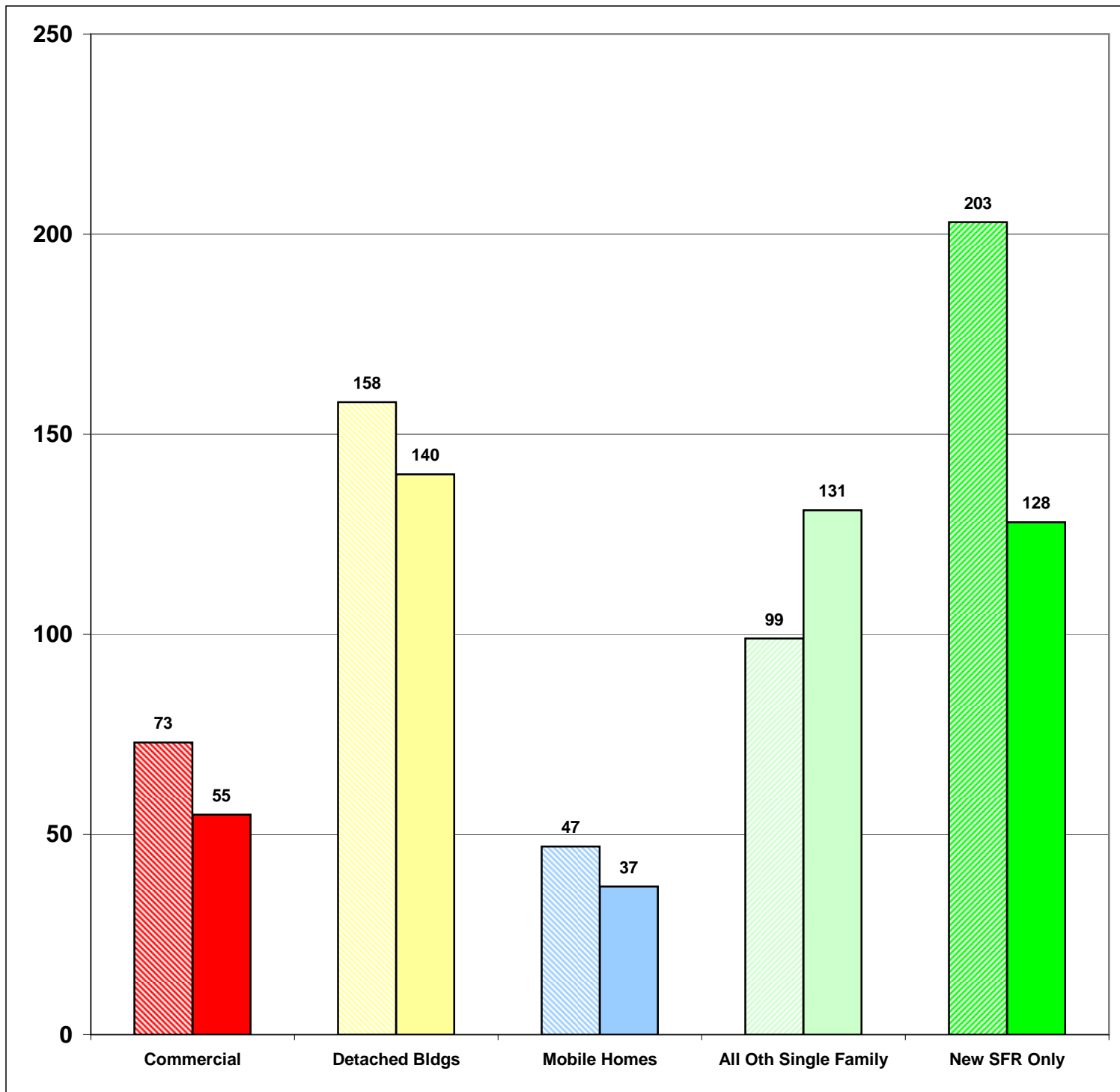
2008 491

-15%

Total Increase

Stripe = 07 Solid = 08

**Year to Date Report
May-08**





YEAR TO DATE

**BLDG PERMITS
APPLIED FOR**

JAN - MAY

**Comparing
2007 to 2008**

2007 635

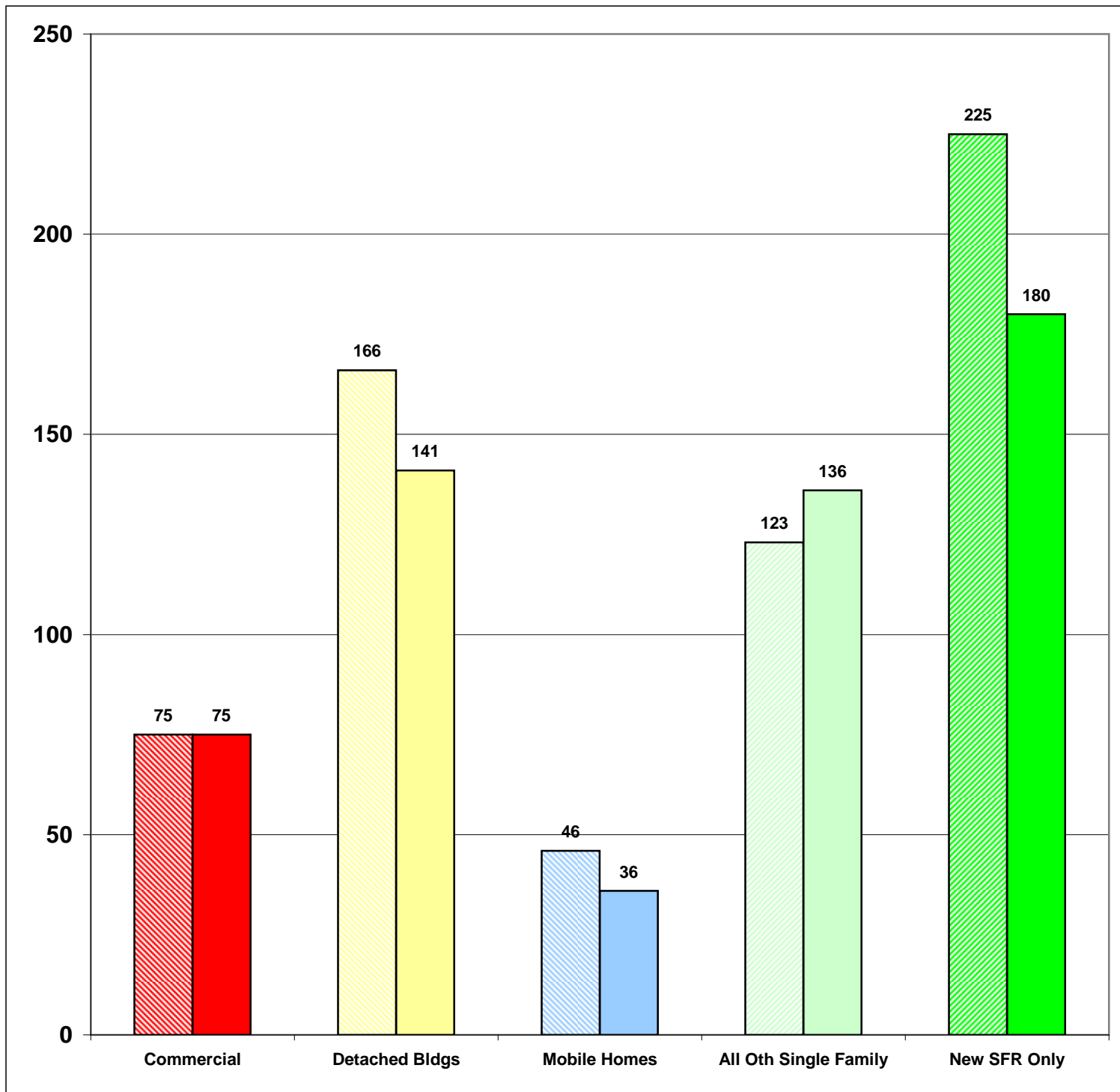
2008 568

-11%

Total Increase

Stripe = 07 Solid = 08

Year to Date Report
May-08

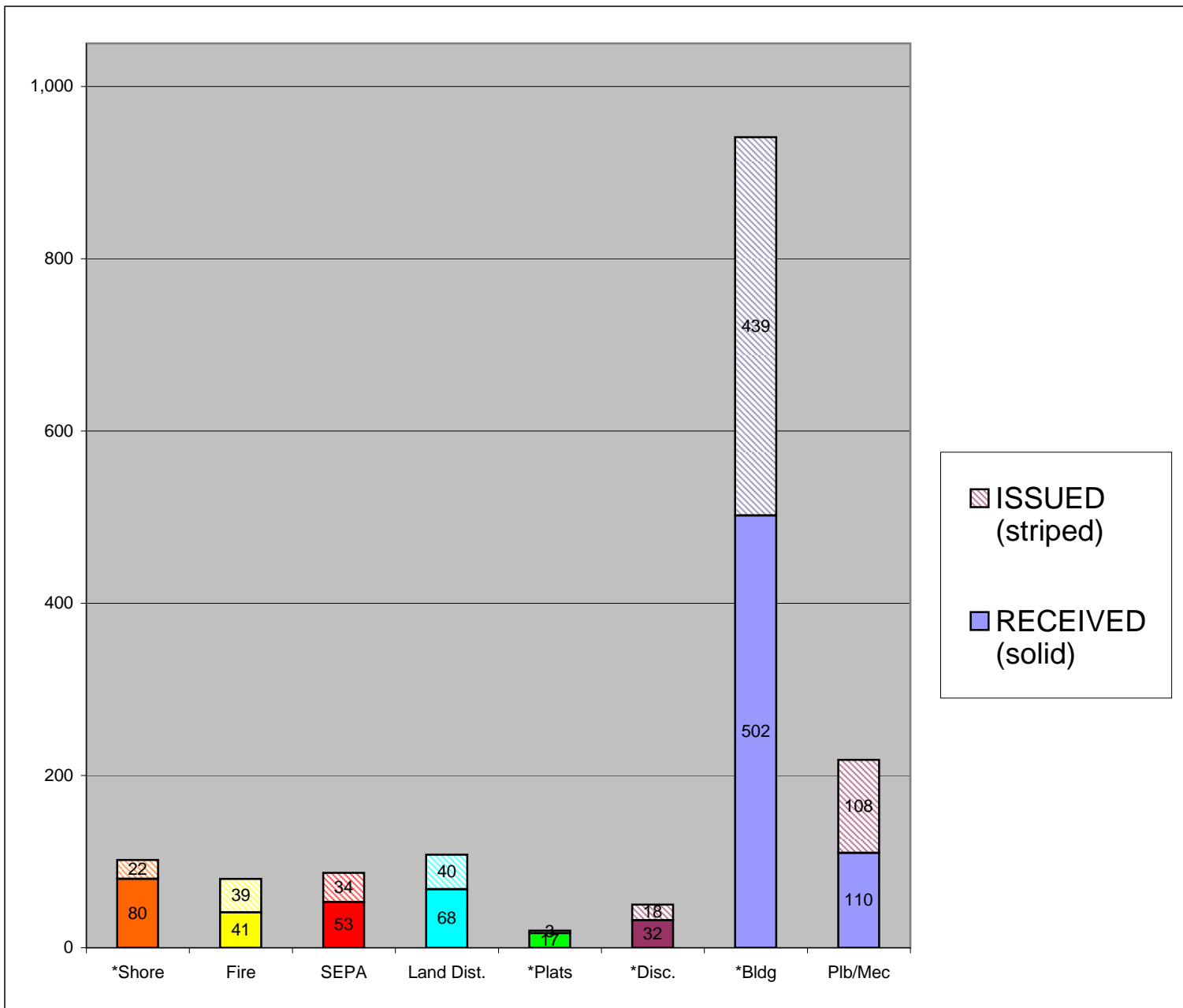




YEAR TO DATE

**CASES
 RECEIVED
 and
 ISSUED**

JAN - MAY



Stripe = Issued
Solid = Received

Year to Date Report
 May-08

- *Shore = SHC, SHR, SHV, SHX
- *Plats = LSS, SSS, BSP, PUD, MDP
- *Disc = ADM, APL, CUP, NON, VAR
- *Bldg = COM, DET, MOB, SFR