

# 2011-2012 Whatcom County Final Budget Ordinance

INTRODUCED BY: Consent

PROPOSED BY: County Executive

DATE: October 26, 2010

**ORDINANCE NO. 2010-058**  
**AN ORDINANCE IN THE MATTER OF**  
**THE ADOPTION OF THE FINAL BUDGET OF**  
**WHATCOM COUNTY FOR THE BIENNIUM 2011-2012**  
**AND RESTRICTING THE EXPENDITURE OF**  
**CERTAIN FUNDS THEREIN**

**WHEREAS**, pursuant to and in conformity with the provisions of the Whatcom County Home Rule Charter, Section 6.10, relating to the County budget process, the Whatcom County Executive did complete and place on file a Preliminary Budget for Whatcom County for the biennium 2011-2012; and,

**WHEREAS**, following the completion of the Preliminary Budget, which was presented to the Council on October 15, 2010, a notice was published in the County's official newspaper; and,

**WHEREAS**, several meetings of the Council's Finance and Administrative Services Committee took place in the ensuing weeks to analyze the amounts set forth for each department in the budget and to make recommendations for changes; and

**WHEREAS**, the County Council and its Finance and Administrative Services Committee have analyzed the amounts set forth in the budget in reference to deciding whether the amounts were proper and necessary amounts to be used by the various departments of Whatcom County for the biennium 2011-2012; and

**WHEREAS**, notice was published in the County's official newspaper that the Council would have a hearing to further consider the preliminary budget as presented by the Executive and the recommended changes from the Council Finance and Administrative Services Committee, together with the Committee's proposed restrictions on the expenditure of certain appropriations, and said public hearing took place.

## 2011-2012 Whatcom County Final Budget Ordinance continued

**NOW, THEREFORE, BE IT ORDAINED** by the Whatcom County Council:

### **Section I. Adoption of Budget**

The amounts set forth below are adopted as the Whatcom County Budget for the biennium 2011-2012:

#### **FUND/DEPT.**

<b>GENERAL FUND</b>	<b>2011 Appropriation</b>	<b>2012 Appropriation</b>
Assessor	2,748,664	2,811,792
Auditor	1,226,126	1,280,960
Council	933,765	969,228
Executive	589,255	603,465
Planning & Development	5,087,269	5,195,898
Treasurer	1,299,323	1,358,505
Sheriff	13,450,232	13,600,754
District Court	1,960,280	1,999,966
District Court Probation	1,623,160	1,709,803
Hearing Examiner	176,351	180,641
Juvenile Administration	4,157,043	4,364,502
Prosecuting Attorney	5,618,377	5,816,665
Public Defender	3,409,730	3,409,407
Superior Court/Clerk	3,509,439	3,547,512
County Clerk	1,408,922	1,495,777
Extension	325,644	327,018
Non-Departmental	11,663,978	10,927,611
Parks and Recreation	3,400,349	3,672,521
Public Health	<u>12,349,647</u>	<u>12,842,544</u>
<b>TOTAL GENERAL FUND</b>	<u><b>74,937,554</b></u>	<u><b>76,114,569</b></u>

2011-2012 Whatcom County Final Budget Ordinance continued

<b>Fund No.</b>	<b>OTHER FUNDS</b>	<b>2011 Appropriation</b>	<b>2012 Appropriation</b>
108	County Road	25,836,692	22,820,246
109	Election Reserves	1,311,910	1,406,688
114	Veterans Relief Fund	401,588	403,273
118	Whatcom County Jail	12,710,730	13,064,251
121	Low-Income Housing Projects	165,000	165,000
122	Homeless Housing	1,473,456	1,313,647
123	Stormwater Fund	2,369,268	2,139,801
124	Chemical Dependency/Mental Health	3,380,569	3,323,682
130	County Wide E.M.S.	2,528,966	2,538,106
135	WC Trial Court Improvement	43,235	29,735
137	LEOFF I Healthcare Fund	550,000	450,000
140	Solid Waste	1,159,494	922,657
141	WC Convention Center	425,280	322,580
142	Victim Witness	142,874	147,309
151	Community Development	5,000	5,000
154	Road Improve #1	28,811	30,811
155	Road Improve #2	2,088	2,188
159	Road Improve #7	3,182	3,182
165	WC Drug Fund	608,967	571,967
166	Auditor's O&M	223,412	227,976
167	Emergency Management	750,901	315,414
170	Pt. Roberts Fuel Tax	0	350,000
175	Conservation's Future	299,474	139,474
242	1997 Ltd Tax GO & Refund Bond	1,200,591	190,667
243	1998 Ltd Tax GO Bond	256,583	253,933
244	2003 Ltd Tax GO & Refund Bond	438,261	440,141
324	REET II	2,568,800	1,277,000
326	REET	1,396,578	362,159
330	Parks Improvement Fund	0	141,939
332	Public Utilities Improvement Fund	255,673	852,133
444	Ferry System	2,666,188	2,716,104
501	ER&R	9,825,613	10,274,893
507	Administrative Services	20,025,323	20,593,265
	<b>Total Other Funds</b>	<b>93,054,507</b>	<b>87,795,221</b>

## 2011-2012 Whatcom County Final Budget Ordinance continued

**Section II. Provisions Restricting Expenditures**

Pursuant to Section 6.60 of the Whatcom County Home Rule Charter, the following provisions restricting the expenditure of certain appropriations are enacted for the 2011-2012 biennium. These provisions are an integral part of the official budget of Whatcom County and shall be published therewith, and are adopted as the Whatcom County Budget for the 2011-2012 biennium:

(A) This department/fund level appropriation is based upon the backup detail budget, as attached, and as contained in the document titled Whatcom County 2011-2012 Budget, Exhibit A (although labeled as Exhibit A to this ordinance, it is not attached herewith; rather it is kept on permanent file in the Whatcom County Council Office). Authorized Personnel positions cannot be increased during the biennium except by approval of the County Council. Positions approved at less than a full-time equivalent may be increased subject to the availability of funds and the consent of the County Executive, but shall not be considered a permanent change in authorized levels. The monies allocated to Salaries and Wages, Personnel Benefits and Capital Outlay can be transferred only with the prior approval of the County Executive.

(B) All construction work funded herein for which the estimated cost is over \$25,000 shall be bid out to private contractors, pursuant to the bid procedures contained in the Whatcom County Code, Chapter 3.08, and applicable state laws, except as the Council may specifically authorize.

(C) Appropriation authority for any budgeted personnel position which becomes vacant during 2011-2012 shall continue unless the Council by motion identifies the position as one in need of review.

(D) Administration of the budget is the responsibility of the County Executive and therefore the County Executive is authorized to manage County budgets by transferring appropriation authority between departments within the General Fund, and between accounts and cost centers within other county funds.

(E) \$1,000,000 of the adopted Undesignated Ending Fund Balance as provided for in this ordinance shall be maintained in a Rainy Day Reserve Account, and such monies shall only be appropriated upon a two-thirds affirmative vote of the entire County Council. In administering this Rainy Day Reserve Fund:

(1) The County Treasurer shall be empowered to use the Rainy Day Reserve Fund to manage the cash flow needs of all County Funds by making short-term loans (less than six months) without interest, and without the need to get Council/Executive permissions.

(2) Longer term loans (more than six months) can be made to other funds, but only with County Council approval.

(3) Any investment income earned as a result of the Rainy Day Reserve Fund shall be credited to the General Fund general revenues.

# 2011-2012 Whatcom County Final Budget Ordinance continued

(F) Expenditure authority granted in this ordinance is based on revenue projections contained in Exhibit A. If it is evident that a department's revenues will fall short of the department's budgeted revenues in any calendar year, the department head will submit a plan to the County Executive to reduce departmental expenditures sufficient to offset the revenue shortfall within the same calendar year.

(G) Grant and restricted revenue shall be used first to pay for all eligible expenditures before any unrestricted General Fund general revenue is used as local funding for eligible expenditures.

**BE IT FURTHER ORDAINED**, to authorize the County Council staff to make such clerical, scrivener, or mathematical changes necessary to correct inadvertent errors that may have occurred.


ADOPTED this 23rd day of November, 2010.

ATTEST:




Dana Brown-Davis, Council Clerk

APPROVED as to form:



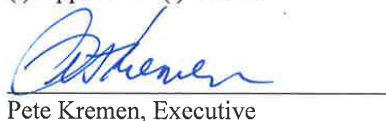
Civil Deputy Prosecutor

WHATCOM COUNTY COUNCIL  
WHATCOM COUNTY, WASHINGTON



Sam Crawford, Council Chair

Approved  Denied



Pete Kremen, Executive

Date: 12-1-10

Exhibit B - Authorized Positions

	Adopted 2009 Totals	2009 to 2010 Addtns & Adjustmts	Beginning 2010 Totals	2010 Addtns & Adjustmts 9/1/2010	Authorized as of 9/1/2010	Proposed Changes/ Closures	2011 Totals	2011 to 2012 Changes	2012 Totals
<b>ADMINISTRATIVE SERVICES</b>									
<b>Administration</b>									
Director	0.00		0.00		0.00	0.40	0.40		0.40
Administrative Supervisor	1.00		1.00		1.00		1.00		1.00
Admin Secretary/Grant Coordinator	0.40		0.40		0.40		0.40		0.40
Conservation Resource Analyst	1.00		1.00		1.00		1.00		1.00
Information/Comm Coordinator	1.00		1.00		1.00	(1.00)	0.00		0.00
	3.40	0.00	3.40	0.00	3.40	(0.60)	2.80	0.00	2.80
<b>Finance</b>									
Finance Manager	1.00		1.00		1.00		1.00		1.00
Associate Manager	1.00		1.00		1.00		1.00		1.00
Budget Analyst	1.80		1.80		1.80		1.80		1.80
Accountant	1.00		1.00		1.00		1.00		1.00
Financial Accountant	4.00		4.00		4.00		4.00		4.00
Payroll Supervisor	1.00		1.00		1.00		1.00		1.00
Payroll Benefits Specialist	1.00		1.00		1.00		1.00		1.00
Senior Purchasing Coordinator	1.00		1.00		1.00		1.00		1.00
Account Clerk	1.00		1.00		1.00	(1.00)	0.00		0.00
Administrative Assistant	0.00		0.00		0.00		0.00		0.00
	12.80	0.00	12.80	0.00	12.80	(1.00)	11.80	0.00	11.80
<b>Facilities Management</b>									
Facilities Manager	1.00		1.00		1.00		1.00		1.00
Facilities Assistant	1.00		1.00		1.00		1.00		1.00
Division Secretary	1.00		1.00		1.00	(1.00)	0.00		0.00
Construction Project Coordinator	1.00		1.00		1.00		1.00		1.00
Facilities Technical Specialist	3.00		3.00		3.00		3.00		3.00
Facilities Maintenance Lead	1.00		1.00		1.00		1.00		1.00
Facilities Maintenance Technician	3.00		3.00		3.00		3.00		3.00
Custodial Coordinator	1.00		1.00		1.00		1.00		1.00
Custodian	11.00	(1.00)	10.00		10.00		10.00	(4.00)	6.00
	23.00	(1.00)	22.00	0.00	22.00	(1.00)	21.00	(4.00)	17.00
<b>Information Technology</b>									
Information Technology Manager	1.00		1.00		1.00		1.00		1.00
Administrative Assistant	0.00		0.00		0.00	1.00	1.00		1.00
Administrative Secretary	1.00		1.00		1.00	(1.00)	0.00		0.00
Associate Manager	0.00		0.00		0.00	1.00	1.00		1.00
Systems Team Supervisor	1.00		1.00		1.00	(1.00)	0.00		0.00
Systems Administrator	6.00	1.00	7.00		7.00		7.00	(1.00)	6.00
Systems Support Specialist	1.00		1.00		1.00		1.00		1.00
Service Desk Technician	1.00		1.00		1.00		1.00		1.00

Exhibit B - Authorized Positions continued

	Adopted 2009 Totals	2009 to 2010 Addtns & Adjustmts	Beginning 2010 Totals	2010 Addtns & Adjustmts 9/1/2010	Authorized as of 9/1/2010	Proposed Changes/ Closures	2011 Totals	2011 to 2012 Changes	2012 Totals
Project Coordinator	0.50		0.50	0.10	0.60	0.10	0.70	(0.70)	0.00
Systems Analyst	2.00		2.00		2.00		2.00		2.00
Applications Team Supervisor	1.00		1.00		1.00	(1.00)	0.00		0.00
Applications Administrator	5.00		5.00		5.00	1.00	6.00		6.00
Applications Specialist (ATS)	1.00		1.00		1.00	(1.00)	0.00		0.00
Applications Technician	0.75		0.75		0.75		0.75		0.75
Applications Developer	1.00	(1.00)	0.00		0.00		0.00		0.00
GIS Administrator	1.00		1.00		1.00	(1.00)	0.00		0.00
GIS Developer	0.00		0.00		0.00		0.00		0.00
Services Team Supervisor	1.00		1.00		1.00	(1.00)	0.00		0.00
Records & Project Administrator	0.00		0.00		0.00	1.00	1.00		1.00
Coordinator	1.00		1.00		1.00		1.00		1.00
Clerk	4.00	(1.00)	3.00		3.00	(3.00)	0.00		0.00
Clerk/Receptionist	1.00		1.00		1.00		1.00		1.00
Communication Specialist	1.00	(1.00)	0.00		0.00		0.00		0.00
	31.25	(2.00)	29.25	0.10	29.35	(4.90)	24.45	(1.70)	22.75
<b>Human Resources</b>									
Human Resources Manager	1.00		1.00		1.00		1.00		1.00
Employee Relations Manager	1.00		1.00		1.00		1.00		1.00
Human Resources Representative	4.50		4.50		4.50	(1.50)	3.00		3.00
Administrative Clerk	0.00		0.00		0.00	0.80	0.80		0.80
Human Resources Clerk	0.50		0.50		0.50	(0.50)	0.00		0.00
Office Coordinator	1.00		1.00		1.00		1.00		1.00
	8.00	0.00	8.00	0.00	8.00	(1.20)	6.80	0.00	6.80
<b>TOTAL ADMINISTRATIVE SERVICES</b>	<b>78.45</b>	<b>(3.00)</b>	<b>75.45</b>	<b>0.10</b>	<b>75.55</b>	<b>(8.70)</b>	<b>66.85</b>	<b>(5.70)</b>	<b>61.15</b>
<b>ASSESSOR</b>									
Assessor	1.00		1.00		1.00		1.00		1.00
Chief Deputy	1.00		1.00		1.00		1.00		1.00
Administrative Assistant	2.00		2.00		2.00		2.00	(1.00)	1.00
Property Data Supervisor	1.00		1.00		1.00		1.00		1.00
Office Manager	1.00		1.00		1.00		1.00		1.00
Program Technician	1.00		1.00		1.00		1.00		1.00
Clerk	4.00		4.00		4.00		4.00		4.00
Clerk/Receptionist	2.00		2.00		2.00		2.00		2.00
Personal Property Clerk	2.00		2.00		2.00		2.00		2.00
Drafter/GIS Technician	2.00		2.00		2.00	(1.00)	1.00		1.00
Appraiser	13.00		13.00		13.00		13.00		13.00
<b>TOTAL ASSESSOR</b>	<b>30.00</b>	<b>0.00</b>	<b>30.00</b>	<b>0.00</b>	<b>30.00</b>	<b>(1.00)</b>	<b>29.00</b>	<b>(1.00)</b>	<b>28.00</b>
<b>AUDITOR</b>									
Auditor	1.00		1.00		1.00		1.00		1.00

## Exhibit B - Authorized Positions continued

	Adopted 2009 Totals	2009 to 2010 Addtns & Adjustmts	Beginning 2010 Totals	2010 Addtns & Adjustmts 9/1/2010	Authorized as of 9/1/2010	Proposed Changes/ Closures	2011 Totals	2011 to 2012 Changes	2012 Totals
Chief Deputy	1.00		1.00		1.00		1.00		1.00
Internal Auditor	1.00		1.00		1.00	(1.00)	0.00		0.00
Records/Licensing Supervisor	1.00		1.00		1.00		1.00		1.00
Coordinator	1.00		1.00		1.00		1.00		1.00
Clerk	9.00		9.00		9.00	(1.00)	8.00		8.00
<b>Elections</b>									
Elections Supervisor	1.00		1.00		1.00		1.00		1.00
Office Coordinator	1.00		1.00		1.00		1.00		1.00
Coordinator	1.00		1.00		1.00		1.00		1.00
Clerk	4.00		4.00		4.00		4.00		4.00
<b>TOTAL AUDITOR</b>	<b>21.00</b>	<b>0.00</b>	<b>21.00</b>	<b>0.00</b>	<b>21.00</b>	<b>(2.00)</b>	<b>19.00</b>	<b>0.00</b>	<b>19.00</b>
<b>COUNTY COUNCIL</b>									
Clerk of the Council	1.00		1.00		1.00		1.00		1.00
Deputy Clerk	1.00		1.00		1.00		1.00		1.00
Confidential Clerk	1.00		1.00		1.00		1.00		1.00
Council Member	3.50		3.50		3.50		3.50		3.50
Planning & Policy Analyst	1.00		1.00		1.00	(1.00)	0.00		0.00
Senior Secretary	1.00		1.00		1.00		1.00		1.00
Administrative Clerk	1.00		1.00		1.00		1.00		1.00
Confidential Clerk/Receptionist	1.00		1.00		1.00		1.00		1.00
<b>TOTAL COUNTY COUNCIL</b>	<b>10.50</b>	<b>0.00</b>	<b>10.50</b>	<b>0.00</b>	<b>10.50</b>	<b>(1.00)</b>	<b>9.50</b>	<b>0.00</b>	<b>9.50</b>
<b>COUNTY EXECUTIVE</b>									
Executive	1.00		1.00		1.00		1.00		1.00
Deputy Administrator	1.00		1.00		1.00	(0.40)	0.60		0.60
Executive Assistant	1.00		1.00		1.00		1.00		1.00
Executive Secretary	1.00		1.00		1.00		1.00		1.00
Admin Secretary/Grant Coordinator	0.40		0.40		0.40		0.40		0.40
<b>TOTAL COUNTY EXECUTIVE</b>	<b>4.40</b>	<b>0.00</b>	<b>4.40</b>	<b>0.00</b>	<b>4.40</b>	<b>(0.40)</b>	<b>4.00</b>	<b>0.00</b>	<b>4.00</b>
<b>DISTRICT COURT</b>									
Judge	2.00		2.00		2.00		2.00		2.00
District Court Commissioner	1.00		1.00		1.00		1.00		1.00
District Court Administrator	0.00		0.00		0.00	0.50	0.50		0.50
Chief Deputy Clerk	1.00		1.00		1.00		1.00		1.00
Jury Coordinator	1.00		1.00		1.00		1.00		1.00
Coordinator	2.00		2.00		2.00		2.00		2.00
Accounting Technician	1.00		1.00		1.00	(1.00)	0.00		0.00
Clerk	4.00		4.00		4.00		4.00		4.00
Clerk/Receptionist	1.00		1.00		1.00		1.00	(1.00)	0.00
Calendar Coordinator	2.00		2.00		2.00		2.00		2.00

Exhibit B - Authorized Positions continued

	Adopted 2009 Totals	2009 to 2010 Addtns & Adjustmts	Beginning 2010 Totals	2010 Addtns & Adjustmts 9/1/2010	Authorized as of 9/1/2010	Proposed Changes/ Closures	2011 Totals	2011 to 2012 Changes	2012 Totals
Senior Court Clerk	1.00		1.00		1.00		1.00		1.00
Court Clerk	4.00		4.00		4.00	(1.00)	3.00		3.00
<b>TOTAL DISTRICT COURT</b>	<b>20.00</b>	<b>0.00</b>	<b>20.00</b>	<b>0.00</b>	<b>20.00</b>	<b>(1.50)</b>	<b>18.50</b>	<b>(1.00)</b>	<b>17.50</b>
<b>DISTRICT COURT PROBATION</b>									
District Ct Probation Administrator	1.00		1.00		1.00	(0.50)	0.50		0.50
Probation Manager	1.00		1.00		1.00		1.00		1.00
Lead Probation Officer	1.00		1.00		1.00		1.00		1.00
Probation Officer	9.50		9.50		9.50		9.50		9.50
Administrative Assistant	1.00		1.00		1.00	(1.00)	0.00		0.00
Substance Abuse Specialist	1.00		1.00		1.00	(0.30)	0.70		0.70
Senior Clerk	1.00		1.00		1.00		1.00		1.00
Clerk	3.00		3.00		3.00	(1.00)	2.00		2.00
<b>TOTAL DISTRICT CT PROBATION</b>	<b>18.50</b>	<b>0.00</b>	<b>18.50</b>	<b>0.00</b>	<b>18.50</b>	<b>(2.80)</b>	<b>15.70</b>	<b>0.00</b>	<b>15.70</b>
<b>EXTENSION</b>									
Clerk	0.90		0.90		0.90	0.10	1.00		1.00
Coordinator	1.00		1.00		1.00		1.00		1.00
Master Composter/ Recycler Coord.	0.52		0.52		0.52		0.52		0.52
<b>TOTAL EXTENSION</b>	<b>2.42</b>	<b>0.00</b>	<b>2.42</b>	<b>0.00</b>	<b>2.42</b>	<b>0.10</b>	<b>2.52</b>	<b>0.00</b>	<b>2.52</b>
<b>HEALTH</b>									
Health Officer	0.60		0.60		0.60		0.60		0.60
Health Department Director	1.00		1.00		1.00		1.00		1.00
Assistant Director	1.00		1.00		1.00		1.00		1.00
Community Health Manager	1.00		1.00		1.00		1.00		1.00
Environmental Health Svcs Mgr	1.00		1.00		1.00		1.00		1.00
Disease Control & Emerg Resp Mgr	1.00		1.00		1.00	(1.00)	0.00	1.00	1.00
Client Services Supervisor	1.00		1.00		1.00	(1.00)	0.00		0.00
Public Health Nurse Supervisor	3.00		3.00		3.00		3.00		3.00
Public Health Nurse	15.30		15.30		15.30	(4.00)	11.30	0.70	12.00
Epidemiologist	0.00		0.00		0.00		0.00	1.00	1.00
Medical Assistant	1.00		1.00		1.00		1.00		1.00
Nutrition Supervisor	1.00		1.00		1.00		1.00	(0.10)	0.90
Nutritionist	2.00		2.00		2.00		2.00	(1.00)	1.00
WIC Certifier	2.70		2.70		2.70		2.70	0.10	2.80
Social Worker	0.80		0.80		0.80		0.80	0.20	1.00
Care Coordinator	0.80		0.80		0.80		0.80	(0.80)	0.00
Business Services Supervisor	1.00		1.00		1.00		1.00		1.00
Financial Services Coordinator	1.00		1.00		1.00		1.00		1.00
Technical Services Coordinator	1.00		1.00		1.00	(1.00)	0.00		0.00
Accountant	0.00		0.00	1.00	1.00		1.00		1.00

## Exhibit B - Authorized Positions continued

	Adopted 2009 Totals	2009 to 2010 Addtns & Adjustmts	Beginning 2010 Totals	2010 Addtns & Adjustmts 9/1/2010	Authorized as of 9/1/2010	Proposed Changes/ Closures	2011 Totals	2011 to 2012 Changes	2012 Totals
Account Clerk	1.50		1.50		1.50	0.50	2.00		2.00
Clerk	1.00		1.00		1.00		1.00		1.00
Office Coordinator	1.00		1.00		1.00		1.00		1.00
Clerk/Typist	15.00	(1.00)	14.00		14.00	(1.00)	13.00	(1.05)	11.95
Prevention Coordinator	4.00		4.00	(3.00)	1.00		1.00	(1.00)	0.00
Community Health Specialist	0.00		0.00	2.00	2.00	0.00	2.00		2.00
Environmental Health Supervisor	3.00		3.00		3.00		3.00		3.00
Environmental Health Specialist	16.50		16.50		16.50	(3.50)	13.00		13.00
Human Services Manager	1.00		1.00		1.00		1.00		1.00
Contract Coordinator	0.50		0.50		0.50	0.50	1.00		1.00
Program Specialist	5.00		5.00	1.00	6.00	(1.00)	5.00		5.00
Health Information Specialist	1.00		1.00		1.00		1.00		1.00
Data Applications Specialist	1.00		1.00		1.00		1.00		1.00
<b>TOTAL HEALTH</b>	<b>86.70</b>	<b>(1.00)</b>	<b>85.70</b>	<b>1.00</b>	<b>86.70</b>	<b>(11.50)</b>	<b>75.20</b>	<b>(0.95)</b>	<b>74.25</b>
<b>HEARING EXAMINER</b>									
Coordinator	1.00		1.00		1.00		1.00		1.00
<b>TOTAL HEARING EXAMINER</b>	<b>1.00</b>	<b>0.00</b>	<b>1.00</b>	<b>0.00</b>	<b>1.00</b>	<b>0.00</b>	<b>1.00</b>	<b>0.00</b>	<b>1.00</b>
<b>JAIL</b>									
Chief Corrections Officer	1.00		1.00		1.00		1.00		1.00
Inspector	0.50		0.50		0.50		0.50		0.50
Lieutenant	2.00		2.00		2.00		2.00		2.00
Corrections Sergeant	8.00		8.00		8.00		8.00		8.00
Corrections Deputy	66.00		66.00		66.00	(2.00)	64.00	(1.00)	63.00
Administrative Coordinator	1.00		1.00		1.00		1.00		1.00
Records Specialist	5.00	(1.00)	4.00		4.00	(1.00)	3.00		3.00
Account Clerk	2.00		2.00		2.00		2.00		2.00
Lead Work Crew Coordinator	1.00		1.00		1.00		1.00	(1.00)	0.00
Work Crew Coordinator	6.00		6.00		6.00		6.00		6.00
<b>TOTAL JAIL</b>	<b>92.50</b>	<b>(1.00)</b>	<b>91.50</b>	<b>0.00</b>	<b>91.50</b>	<b>(3.00)</b>	<b>88.50</b>	<b>(2.00)</b>	<b>86.50</b>
<b>JUVENILE COURT ADMIN.</b>									
Juvenile Court Administrator	1.00		1.00		1.00		1.00		1.00
Community Programs Manager	1.00		1.00		1.00	(1.00)	0.00		0.00
Community Justice Technician	0.60		0.60		0.60	(0.60)	0.00		0.00
Administrative Assistant	1.00		1.00		1.00		1.00		1.00
Assistant Administrator	1.00		1.00		1.00		1.00		1.00
Case Aide Monitor	2.00		2.00		2.00	(2.00)	0.00		0.00
Clerk	1.00		1.00		1.00		1.00		1.00
Accounting Technician	1.00		1.00		1.00		1.00		1.00
Account Clerk	1.00		1.00		1.00		1.00		1.00

Exhibit B - Authorized Positions continued

	Adopted 2009 Totals	2009 to 2010 Addtns & Adjustmts	Beginning 2010 Totals	2010 Addtns & Adjustmts 9/1/2010	Authorized as of 9/1/2010	Proposed Changes/ Closures	2011 Totals	2011 to 2012 Changes	2012 Totals
Legal Secretary	5.00		5.00		5.00	(1.00)	4.00		4.00
Probation Officer	11.00		11.00		11.00	(1.00)	10.00		10.00
Detention Manager	1.00		1.00		1.00		1.00		1.00
Juvenile Detention Officer	15.00		15.00		15.00		15.00		15.00
Nurse Practitioner	0.70		0.70		0.70		0.70		0.70
Medical Assistant	0.50		0.50		0.50	(0.50)	0.00		0.00
CASA Volunteer Coordinator	1.00		1.00		1.00	(0.30)	0.70		0.70
Day Reporting Coordinator	1.00		1.00		1.00	(1.00)	0.00		0.00
Service Learning Coordinator	1.00		1.00		1.00	(1.00)	0.00		0.00
Program Specialist	1.00		1.00		1.00		1.00		1.00
<b>TOTAL JUVENILE COURT ADMIN</b>	<b>46.80</b>	<b>0.00</b>	<b>46.80</b>	<b>0.00</b>	<b>46.80</b>	<b>(8.40)</b>	<b>38.40</b>	<b>0.00</b>	<b>38.40</b>
<b>PARKS &amp; RECREATION</b>									
<b>Administration</b>									
Director	1.00		1.00		1.00		1.00		1.00
Accountant	1.00		1.00		1.00		1.00		1.00
Coordinator	0.00		0.00		0.00		0.00		0.00
Administrative Assistant	1.00		1.00		1.00		1.00		1.00
Clerk/Receptionist	1.00		1.00		1.00	(1.00)	0.00		0.00
Division Secretary	0.00		0.00	1.00	1.00		1.00		1.00
Design & Development Supervisor	1.00		1.00		1.00		1.00		1.00
<b>Cultural Arts Program</b>									
Recreation & Arts Coordinator	1.00	(1.00)	0.00		0.00		0.00		0.00
Maintenance Worker	1.00	(1.00)	0.00		0.00		0.00		0.00
<b>Senior Citizen's Program</b>									
Recreation & Senior Services Mgr	1.00		1.00		1.00		1.00		1.00
Senior Center Coordinator	4.00		4.00		4.00	(1.00)	3.00	(3.00)	0.00
Division Secretary	1.00		1.00	(1.00)	0.00		0.00		0.00
Maintenance Worker	1.00		1.00		1.00		1.00		1.00
<b>Park Facilities</b>									
Park Operations Manager	1.00		1.00		1.00		1.00		1.00
Lead Park Ranger	3.00		3.00		3.00		3.00		3.00
Range Master	1.00		1.00		1.00		1.00		1.00
Park Ranger	3.00		3.00		3.00	(1.00)	2.00	1.00	3.00
Assistant Range Master	1.00		1.00		1.00	(1.00)	0.00		0.00
Horticulturist	1.00	(1.00)	0.00		0.00		0.00		0.00
Maintenance/Construction Sprvsr	1.00		1.00		1.00		1.00		1.00
Outside Maintenance Coordinator	2.00		2.00		2.00		2.00		2.00
Repair Maintenance	1.00		1.00	4.00	5.00		5.00		5.00
Carpenter/Repair Maintenance	4.00		4.00	(4.00)	0.00		0.00		0.00
Maintenance Worker	0.75		0.75		0.75		0.75		0.75

Exhibit B - Authorized Positions continued

	Adopted 2009 Totals	2009 to 2010 Addtns & Adjustmts	Beginning 2010 Totals	2010 Addtns & Adjustmts 9/1/2010	Authorized as of 9/1/2010	Proposed Changes/ Closures	2011 Totals	2011 to 2012 Changes	2012 Totals
<b>Outdoor Recreation</b>									
Program Coordinator	1.00		1.00		1.00	(1.00)	0.00		0.00
<b>TOTAL PARKS &amp; RECREATION</b>	<b>33.75</b>	<b>(3.00)</b>	<b>30.75</b>	<b>0.00</b>	<b>30.75</b>	<b>(5.00)</b>	<b>25.75</b>	<b>(2.00)</b>	<b>23.75</b>
<b>PLANNING &amp; DEVELOP SVCS</b>									
Director	1.00		1.00		1.00		1.00		1.00
Administrative Assistant	1.00		1.00		1.00		1.00		1.00
Special Projects Manager	0.00		0.00		0.00		0.00		0.00
Applications Specialist	1.00		1.00		1.00	(1.00)	0.00		0.00
Clerk	3.00	(1.00)	2.00		2.00	(2.00)	0.00		0.00
Assistant Director	1.00		1.00		1.00	(1.00)	0.00		0.00
Division Manager	1.00		1.00		1.00		1.00		1.00
Division Secretary	3.00		3.00		3.00		3.00		3.00
GIS Specialist	2.00		2.00		2.00	(1.00)	1.00		1.00
Planner	28.00	2.00	30.00		30.00	(6.00)	24.00		24.00
Coordinator	1.00		1.00		1.00		1.00		1.00
Public Service Inspector	6.00		6.00		6.00	(1.00)	5.00		5.00
Fire Inspector	2.00		2.00		2.00		2.00		2.00
Burn/Fire Inspector	1.00		1.00		1.00	(1.00)	0.00		0.00
Plans Examiner	3.60		3.60		3.60	(1.60)	2.00		2.00
Permit Coordinator	1.00	(1.00)	0.00		0.00		0.00		0.00
Permit Center Specialist	0.00	1.00	1.00		1.00		1.00		1.00
Permit Center Technician	3.00	1.00	4.00		4.00	(3.00)	1.00		1.00
Planning Technician	4.00	(3.00)	1.00		1.00	(1.00)	0.00		0.00
PDS Supervisor	5.00		5.00		5.00	(1.00)	4.00		4.00
<b>TOTAL PLANNING &amp; DEV SVCS</b>	<b>67.60</b>	<b>(1.00)</b>	<b>66.60</b>	<b>0.00</b>	<b>66.60</b>	<b>(19.60)</b>	<b>47.00</b>	<b>0.00</b>	<b>47.00</b>
<b>PROSECUTING ATTORNEY</b>									
Prosecuting Attorney	1.00		1.00		1.00		1.00		1.00
Chief Criminal Deputy	1.00		1.00		1.00		1.00		1.00
Chief Civil Deputy	1.00		1.00		1.00		1.00		1.00
Assistant Chief Criminal Deputy	1.00		1.00		1.00		1.00		1.00
Assistant Chief Civil Deputy	1.00		1.00		1.00		1.00		1.00
Deputy	20.10		20.10		20.10	(1.70)	18.40		18.40
Coordinator	1.00		1.00		1.00		1.00		1.00
Legal Assistant	15.00		15.00		15.00	(1.00)	14.00		14.00
Confidential Secretary	1.00		1.00		1.00		1.00		1.00
Clerk	2.00		2.00		2.00	(1.00)	1.00		1.00
Administrative Manager	1.00		1.00		1.00		1.00		1.00
Paralegal	3.00		3.00		3.00		3.00		3.00
Domestic Relations Coordinator	4.00		4.00		4.00		4.00		4.00

Exhibit B - Authorized Positions continued

	Adopted 2009 Totals	2009 to 2010 Addtns & Adjustmts	Beginning 2010 Totals	2010 Addtns & Adjustmts 9/1/2010	Authorized as of 9/1/2010	Proposed Changes/ Closures	2011 Totals	2011 to 2012 Changes	2012 Totals
Victim Witness Coordinator	0.00		0.00		0.00		0.00		0.00
Sexual Assault Case Specialist	1.00		1.00		1.00		1.00		1.00
Domestic Violence Case Specialist	1.00		1.00		1.00		1.00		1.00
<b>Law Library</b>									
Librarian	0.50		0.50		0.50		0.50		0.50
<b>TOTAL PROSECUTING ATTORNEY</b>	<b>54.60</b>	<b>0.00</b>	<b>54.60</b>	<b>0.00</b>	<b>54.60</b>	<b>(3.70)</b>	<b>50.90</b>	<b>0.00</b>	<b>50.90</b>
<b>PUBLIC DEFENDER</b>									
Public Defender	1.00		1.00		1.00		1.00		1.00
Chief Deputy	1.00		1.00		1.00		1.00		1.00
Deputy	18.00	(2.00)	16.00		16.00	(1.00)	15.00		15.00
Office Administrator	1.00		1.00		1.00		1.00		1.00
Investigations Supervisor	1.00		1.00		1.00		1.00		1.00
Investigator	3.00		3.00		3.00		3.00		3.00
Legal Assistant	7.00		7.00		7.00		7.00	(1.00)	6.00
Administrative Secretary	1.00		1.00		1.00		1.00		1.00
Clerk/Receptionist	2.80		2.80		2.80		2.80	(2.00)	0.80
Social Services Coordinator	1.00		1.00		1.00	(1.00)	0.00		0.00
<b>TOTAL PUBLIC DEFENDER</b>	<b>36.80</b>	<b>(2.00)</b>	<b>34.80</b>	<b>0.00</b>	<b>34.80</b>	<b>(2.00)</b>	<b>32.80</b>	<b>(3.00)</b>	<b>29.80</b>
<b>PUBLIC WORKS</b>									
<b>Administration/Accounting</b>									
Director	1.00		1.00		1.00		1.00		1.00
Assistant Director	1.00		1.00		1.00		1.00		1.00
Accounting Supervisor	1.00		1.00		1.00		1.00		1.00
Financial Accountant	1.00		1.00		1.00		1.00		1.00
Accounting Technician	2.00		2.00		2.00		2.00		2.00
Account Clerk	0.00		0.00		0.00		0.00		0.00
Administrative Assistant	1.00		1.00		1.00		1.00		1.00
DSS Administrator	1.00		1.00		1.00	(1.00)	0.00		0.00
Safety/Training Specialist	1.00		1.00		1.00		1.00		1.00
Clerk/Receptionist	2.50	(0.50)	2.00		2.00		2.00		2.00
Clerk	0.00		0.00		0.00		0.00		0.00
Coordinator	1.00		1.00		1.00		1.00		1.00
Special Projects Manager	1.00		1.00		1.00		1.00		1.00
Real Estate Manager	1.00		1.00		1.00	(1.00)	0.00		0.00
	14.50	(0.50)	14.00	0.00	14.00	(2.00)	12.00	0.00	12.00
<b>Engineering</b>									
Assistant Director	1.00		1.00		1.00		1.00		1.00
Administrative Secretary	1.00		1.00		1.00		1.00		1.00
Division Secretary	0.00		0.00		0.00		0.00		0.00

Exhibit B - Authorized Positions continued

	Adopted 2009 Totals	2009 to 2010 Addtns & Adjustmts	Beginning 2010 Totals	2010 Addtns & Adjustmts 9/1/2010	Authorized as of 9/1/2010	Proposed Changes/ Closures	2011 Totals	2011 to 2012 Changes	2012 Totals
Clerk	1.00		1.00		1.00	(1.00)	0.00		0.00
Records Assistant	1.00		1.00		1.00		1.00		1.00
Engineering Manager	4.00		4.00		4.00		4.00		4.00
Engineer	5.00		5.00		5.00		5.00		5.00
Planner	2.00		2.00		2.00		2.00		2.00
Coordinator	1.00		1.00		1.00		1.00		1.00
Survey Technician	3.00		3.00		3.00		3.00		3.00
Senior Professional Land Surveyor	2.00		2.00		2.00		2.00		2.00
Special Projects Manager	1.00		1.00		1.00	(1.00)	0.00		0.00
Permit Center Technician	2.00		2.00		2.00	(1.00)	1.00		1.00
Engineering Coordinator	1.00		1.00		1.00		1.00		1.00
Engineering Technician	16.00		16.00		16.00	(2.00)	14.00		14.00
	41.00	0.00	41.00	0.00	41.00	(5.00)	36.00	0.00	36.00
<b>Flood Control</b>									
Engineering Manager	1.00		1.00		1.00		1.00		1.00
Division Secretary	1.00		1.00		1.00		1.00		1.00
Engineer	2.00		2.00		2.00		2.00		2.00
Planner	1.00		1.00		1.00	(1.00)	0.00		0.00
Engineering Technician	2.00		2.00		2.00		2.00		2.00
	7.00	0.00	7.00	0.00	7.00	(1.00)	6.00	0.00	6.00
<b>Flood - Natural Resrcs (Water Res)</b>									
Planner	2.70		2.70		2.70		2.70		2.70
<b>Maintenance &amp; Operations</b>									
M&O Superintendent	1.00		1.00		1.00		1.00		1.00
Assistant Superintendent/M & O	2.00		2.00		2.00		2.00		2.00
Road Crew Leader	5.00		5.00		5.00		5.00		5.00
Senior Sign Leader	1.00		1.00		1.00		1.00		1.00
Sign Technician	3.00		3.00		3.00		3.00		3.00
M&O Team Leader	1.00		1.00		1.00		1.00		1.00
Heavy Equipment Operator	8.00		8.00		8.00	(1.00)	7.00	1.00	8.00
Senior Road Maintenance Worker	24.00		24.00		24.00	(3.00)	21.00	1.00	22.00
Road Maintenance Worker	20.00		20.00		20.00	(2.00)	18.00		18.00
Clerk/Receptionist	0.00	0.50	0.50		0.50		0.50		0.50
Administrative Secretary	1.00		1.00		1.00		1.00		1.00
Clerk	2.00		2.00		2.00		2.00		2.00
	68.00	0.50	68.50	0.00	68.50	(6.00)	62.50	2.00	64.50
<b>Noxious Weed</b>									
Weed Control Coordinator	1.00		1.00		1.00		1.00		1.00
Weed Compliance Inspector	1.00		1.00		1.00		1.00		1.00
	2.00	0.00	2.00	0.00	2.00	0.00	2.00	0.00	2.00

Exhibit B - Authorized Positions continued

	Adopted 2009 Totals	2009 to 2010 Addtns & Adjustmts	Beginning 2010 Totals	2010 Addtns & Adjustmts 9/1/2010	Authorized as of 9/1/2010	Proposed Changes/ Closures	2011 Totals	2011 to 2012 Changes	2012 Totals
<b>Ferry</b>									
Ferry Operations Manager	0.00		0.00		0.00		0.00		0.00
Coordinator	1.00		1.00		1.00		1.00		1.00
Senior Master	1.00		1.00		1.00		1.00		1.00
Master	1.00		1.00		1.00		1.00		1.00
Master Engineer	1.00		1.00		1.00		1.00		1.00
Purser/ Deckhand	3.00		3.00		3.00		3.00		3.00
Deckhand	3.00		3.00		3.00		3.00		3.00
Regular Relief Deckhands	2.00		2.00		2.00		2.00		2.00
	12.00	0.00	12.00	0.00	12.00	0.00	12.00	0.00	12.00
<b>Stormwater (Water Resources)</b>									
Engineering Manager	1.00		1.00		1.00		1.00		1.00
Division Secretary	1.00		1.00		1.00		1.00		1.00
Engineer	1.00		1.00		1.00	(1.00)	0.00		0.00
Clerk	0.00		0.00		0.00		0.00		0.00
Planner	2.00		2.00		2.00		2.00		2.00
Program Specialist	0.00	1.00	1.00		1.00		1.00		1.00
	5.00	1.00	6.00	0.00	6.00	(1.00)	5.00	0.00	5.00
<b>Solid Waste</b>									
Division Secretary	1.00		1.00	(1.00)	0.00		0.00		0.00
Coordinator	0.00		0.00	1.00	1.00		1.00		1.00
Solid Waste Specialist	1.00		1.00		1.00	(1.00)	0.00		0.00
	2.00	0.00	2.00	0.00	2.00	(1.00)	1.00	0.00	1.00
<b>Equipment Services</b>									
Equipment Services Manager	1.00		1.00		1.00		1.00		1.00
Shop Crew Leader	1.00		1.00		1.00		1.00		1.00
Heavy Duty Mechanic	9.00		9.00		9.00	(1.00)	8.00		8.00
Purchasing Coordinator	1.00		1.00		1.00		1.00		1.00
Purchasing Assistant	3.00		3.00		3.00		3.00		3.00
Clerk/Receptionist	0.50		0.50		0.50		0.50		0.50
	15.50	0.00	15.50	0.00	15.50	(1.00)	14.50	0.00	14.50
<b>TOTAL PUBLIC WORKS</b>	169.70	1.00	170.70	0.00	170.70	(17.00)	153.70	2.00	155.70
<b>SHERIFF</b>									
Sheriff	1.00		1.00		1.00		1.00		1.00
Undersheriff	1.00		1.00		1.00		1.00		1.00
Chief Criminal Deputy	1.00		1.00		1.00		1.00		1.00
Chief Civil Deputy	1.00		1.00		1.00		1.00		1.00
Inspector	0.50		0.50		0.50		0.50		0.50
Lieutenant	2.00		2.00		2.00		2.00		2.00
Crime Analyst	1.00		1.00		1.00		1.00		1.00

## Exhibit B - Authorized Positions continued

	Adopted 2009 Totals	2009 to 2010 Addtns & Adjustmts	Beginning 2010 Totals	2010 Addtns & Adjustmts 9/1/2010	Authorized as of 9/1/2010	Proposed Changes/ Closures	2011 Totals	2011 to 2012 Changes	2012 Totals
Volunteer Services Coordinator	1.00		1.00		1.00		1.00		1.00
Senior Administrative Assistant	1.00		1.00		1.00		1.00		1.00
Accountant	1.00		1.00		1.00		1.00		1.00
Administrative Coordinator	1.70	(0.70)	1.00		1.00		1.00		1.00
Account Clerk	1.00		1.00		1.00		1.00		1.00
Civil Assistant	1.00		1.00		1.00		1.00		1.00
Records/ID Supervisor	1.00		1.00		1.00		1.00		1.00
ID Technician	3.00		3.00		3.00		3.00		3.00
Records Specialist	7.50	0.50	8.00	1.00	9.00	(1.00)	8.00		8.00
Sergeant	10.00		10.00		10.00		10.00		10.00
Deputy	69.00		69.00		69.00	(2.00)	67.00		67.00
	104.70	(0.20)	104.50	1.00	105.50	(3.00)	102.50	0.00	102.50
<b>Emergency Management</b>									
Deputy Director	1.00		1.00		1.00		1.00		1.00
Program Specialist	2.00		2.00		2.00		2.00		2.00
Administrative Coordinator	1.00		1.00		1.00		1.00		1.00
	4.00	0.00	4.00	0.00	4.00	0.00	4.00	0.00	4.00
<b>TOTAL SHERIFF</b>	108.70	(0.20)	108.50	1.00	109.50	(3.00)	106.50	0.00	106.50
<b>SUPERIOR COURT/CLERK</b>									
Judge	3.00		3.00		3.00		3.00		3.00
Superior Court Administrator	1.00		1.00		1.00		1.00		1.00
Superior Court Commissioner	3.00		3.00		3.00		3.00		3.00
Court Reporter	3.00		3.00		3.00		3.00		3.00
Judicial Assistant	3.00		3.00		3.00		3.00		3.00
Assigned Counsel Coordinator	1.00		1.00		1.00	(1.00)	0.00		0.00
Court Facilitator	2.00		2.00		2.00		2.00		2.00
Drug Court Coordinator	1.00		1.00		1.00		1.00		1.00
Substance Abuse Specialist	2.00		2.00	0.70	2.70		2.70		2.70
Chief Deputy Clerk	1.00		1.00		1.00		1.00		1.00
Accountant	1.00		1.00		1.00		1.00		1.00
Clerk	7.50		7.50	1.00	8.50	(1.00)	7.50		7.50
Court Clerk	10.00		10.00		10.00	(2.00)	8.00		8.00
Specialty Court Clerk	2.00		2.00		2.00		2.00		2.00
Senior Court Clerk	1.00		1.00		1.00		1.00		1.00
Calendar Clerk	1.00		1.00		1.00	(1.00)	0.00		0.00
Account Clerk	1.00		1.00		1.00		1.00		1.00
<b>TOTAL SUPERIOR COURT/CLERK</b>	43.50	0.00	43.50	1.70	45.20	(5.00)	40.20	0.00	40.20
<b>TREASURER</b>									
Treasurer	1.00		1.00		1.00		1.00		1.00

Exhibit B - Authorized Positions continued

	Adopted 2009 Totals	2009 to 2010 Addtns & Adjustmts	Beginning 2010 Totals	2010 Addtns & Adjustmts 9/1/2010	Authorized as of 9/1/2010	Proposed Changes/ Closures	2011 Totals	2011 to 2012 Changes	2012 Totals
Chief Deputy	1.00		1.00		1.00		1.00		1.00
Revenue Specialist	1.00		1.00		1.00		1.00		1.00
Revenue Deputy	3.00		3.00		3.00		3.00		3.00
Operations/Accounting Specialist	1.00		1.00		1.00		1.00		1.00
Investment Officer	1.00		1.00		1.00		1.00		1.00
Treasury Services Manager	1.00		1.00		1.00		1.00		1.00
Tax Supervisor	1.00		1.00		1.00	(1.00)	0.00		0.00
Accounting Technician	1.00		1.00		1.00		1.00		1.00
Clerk	3.00		3.00		3.00	(1.00)	2.00		2.00
Head Cashier	1.00		1.00		1.00		1.00		1.00
<b>TOTAL TREASURER</b>	15.00	0.00	15.00	0.00	15.00	(2.00)	13.00	0.00	13.00
<b>COUNTY TOTAL STAFFING</b>	941.92	(10.20)	931.72	3.80	935.52	(97.50)	838.02	(13.65)	824.37

# 2011 Flood Control Zone District Budget Resolution

FCZD 2011 Budget Res.

**PROPOSED BY:** Finance  
**SPONSORED BY:** Consent  
**INTRODUCED:** October 26, 2010

**RESOLUTION NO.** 2010-049

(A Resolution of the Whatcom County Flood Control  
Zone District Board of Supervisors)

**ADOPTING THE 2011 BUDGET FOR THE  
WHATCOM COUNTY FLOOD CONTROL ZONE DISTRICT AND SUBZONES**

**WHEREAS**, RCW 86.15.140 requires that the Board of Supervisors of each flood control zone district and subzone adopt an annual budget for the zone at the same time that county budgets are considered; and

**WHEREAS**, the statute further requires that the zone or subzone budget be divided into four appropriation items: overhead and administration, maintenance and operation; construction and improvements, and bond retirement and interest; and

**WHEREAS**, under the appropriation item for construction and improvements, the Board is required to list each flood control improvement or storm water control improvement and the estimated expenditure for each during the next year; and

**WHEREAS**, the budget may only be adopted after a public hearing for which proper notice has been given; and

**WHEREAS**, Fund No. 169, is managed by the County on behalf of the Whatcom County Flood Control Zone District for purposes of funding flood control, stormwater management, and other water resource work by the County that are consistent with the powers of the District under RCW 86.15; and

**WHEREAS**, funds obtained by the County through grants or cooperative agreements for flood control and other water resource work are also been managed through Fund No. 169; and

**WHEREAS**, the 2011 budget proposed by the County Executive for Whatcom County includes proposed expenditures out of Fund 169 to pay for flood control, stormwater management, and other water resources work consistent with the powers of the District under RCW 86.15; and

2011 Flood Control Zone District Resolution continued

**NOW THEREFORE BE IT RESOLVED**, that the Board of Supervisors approves the appropriations of Flood Control Zone District Fund No. 169 for 2011 in the amounts set forth below as detailed in the document titled Whatcom County 2011-2012 Budget:

Fund No.	FLOOD CONTROL ZONE DIST.	2011 Appropriation
169	Flood Control Zone District	5,169,916
16921	Lynden/Everson Sub-Zone	80,000
16922	Sumas/Nooksack/Everson Sub-Zone	135,000
16923	Acme/Van Zandt Sub-Zone	31,000
16924	Samish Watershed Sub-Zone	8,800
16925	Birch Bay Sub-Zone	<u>607,962</u>
	<b>Total</b>	<b><u>6,032,678</u></b>

**APPROVED** this 23rd day of November, 2010.

ATTEST:  
  
  
 Dana Brown-Davis, Clerk of the Council

WHATCOM COUNTY  
 FLOOD CONTROL ZONE DISTRICT BOARD  
 OF SUPERVISORS  
 WHATCOM COUNTY, WASHINGTON

  
 Sam Crawford, Chair

APPROVED AS TO FORM:

  
 Daniel L. Gibson  
 Civil Deputy Prosecutor

## 2012 Flood Control Zone District Budget Resolution

The resolution for the 2012 Flood Control Zone District budget will not be formally adopted until November, 2011.